

THE TRANSPORT TOPICS

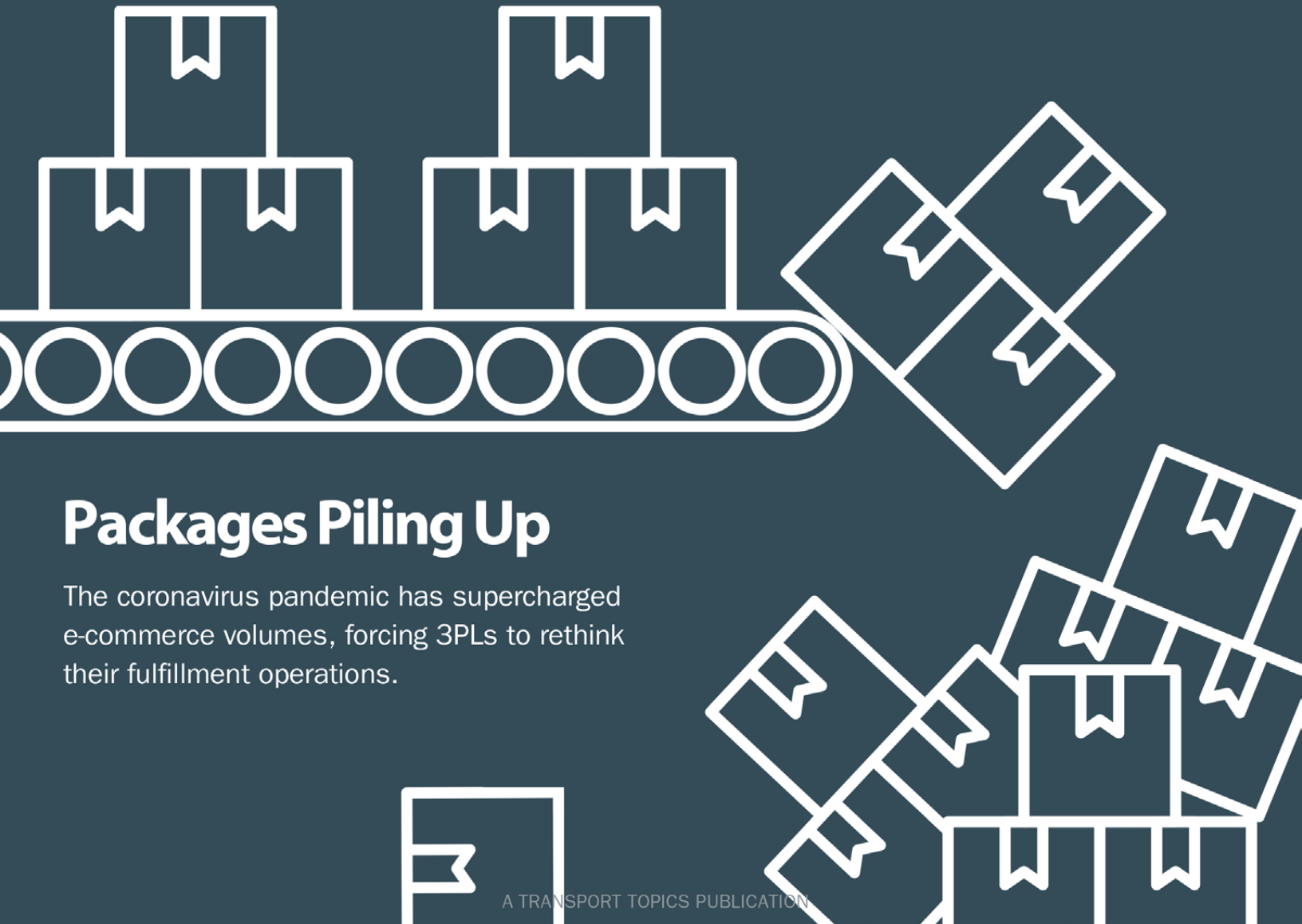
# TOP 50

2021

LOGISTICS COMPANIES

THE DEFINITIVE ANNUAL RANKING OF THE LARGEST THIRD-PARTY LOGISTICS PROVIDERS

## Inside: North America's Largest Logistics Firms



### Packages Piling Up

The coronavirus pandemic has supercharged e-commerce volumes, forcing 3PLs to rethink their fulfillment operations.

# The Only One-Stop Solution Your Fleet Needs.



Education  
and Training

**Educating the  
Drivers of Today  
and Tomorrow.**



Digital  
Recruiting

**Specialized Marketing  
and Recruitment  
Services for Carriers.**



Employment  
Solutions

**Placing Qualified Drivers  
and Mechanics in the  
Right Positions.**



Compliance  
and Safety

**Keeping Drivers and  
Carriers Safe and  
Compliant.**

Learn More Now at  
**TransForceGroup.com**  
or Call (800) 308-6989

**500,000k Monthly Users**  
on Our Driver Websites

**1 Million+ Drivers**  
in Unique Databases

**900k+ Driver**  
Applications Annually

**4000+ Drivers**  
Dispatched Daily

**20+ Year Partnership**  
with National  
Safety Council

**24/7 Support**  
for On-Demand  
Compliance Consulting

**U.S. Department of Labor**  
Approved Apprenticeship  
Program Partner

**25+ Years Operating**  
in the U.S. and  
Canada



# TOP 50

## A Fresh Look at North America's Top 50 Largest Logistics Companies

The competitive landscape in the logistics industry is constantly shifting. Many large freight brokers and contract logistics providers have expanded in recent years through mergers and acquisitions. And new companies and investors have been entering this growing field with their own ideas on how to manage freight transportation more efficiently.

**Seth Clevenger**  
Managing Editor,  
Features



At the same time, logistics providers are adjusting to market changes such as the growing demand for e-commerce fulfillment and rising standards for service levels and freight visibility.

TRANSPORT TOPICS has produced an annual ranking of the largest companies in this dynamic segment of the transportation business for nearly two decades, but much like the industry itself, this list continues to evolve.

For the 2021 edition of our Top 50 Logistics Companies list, we've decided to use a different metric — gross revenue — to rank the largest third-party logistics providers in North America.

That's a departure from the methodology we used in years past, when we ranked companies on the basis of net revenue, which is gross revenue minus the cost of purchased transportation.

While gross and net revenue are both perfectly valid ways of examining the comparable size and capabilities of 3PLs, we've come to the conclusion that gross revenue is a better

reflection of an organization's overall reach, and therefore more closely aligned with our objective — to identify the largest companies in the logistics industry.

Although most of the names on this year's Top 50 are familiar, this change in methodology reshuffles the list significantly.

Freight brokers and freight forwarders now rise in the rankings because they generate much higher gross revenue than net revenue as they arrange transportation and pay carriers to move freight on behalf of their shipper customers. In contrast, there is generally little or no difference between gross and net revenue for 3PLs that primarily provide warehousing and distribution services or dedicated contract carriage.

With this new ranking system, C.H. Robinson Worldwide, the largest freight broker in North America by a wide margin, is now No. 1 on the TT Top 50 Logistics Companies list as well.

Meanwhile, major changes are on the horizon for No. 2 XPO Logistics, which announced in December 2020 that it intends to split into two separate, publicly traded companies.

The transaction, expected to close in the second half of 2021, will uncouple XPO's contract logistics business from its trucking and brokerage operations. Both XPO and the spinoff company, GXO Logistics, would likely rank high on this list next year.

A new name on this year's Top 50 is No. 8 TI Holding Co., which operates as two sister companies — enterprise logistics provider Transportation Insight and freight brokerage Nolan Transportation Group. TI Holding Co. is a portfolio company of private equity firm Gryphon Investors.

Another newcomer to the Top 50 is digital freight broker Uber Freight, which cracks the list for the first time at No. 41. Parent company Uber Technologies, which rose to prominence with its ride-hailing app for car passengers, has targeted freight transportation as one of its next major growth opportunities. Uber Freight launched its load-booking app in 2017 with a focus on automating manual processes and streamlining transactions, particularly for small carriers.

Other companies making their debut on the Top 50 list include No. 35 AIT Worldwide Logistics and No. 39 Capstone Logistics.

AIT, based in Itasca, Ill., provides ocean and airfreight forwarding and freight brokerage services and operates 42 warehouses.

Georgia-based Capstone Logistics offers freight brokerage, warehousing and fulfillment, last-mile delivery and transportation technology. The company expanded its brokerage capabilities through its acquisition of LoadDelivered Logistics in 2018.

TRANSPORT TOPICS produced this Top 50 list and accompanying sector rankings in cooperation with industry research and consulting firm Armstrong & Associates, which provided estimates for some revenue figures in cases where data was not available from company management or public sources.

On a final note, we wish to recognize the role that logistics companies of all sizes have played in the response to the COVID-19 pandemic. Whether managing vaccine distribution or simply arranging transportation to keep store shelves stocked, 3PLs have been doing their part in the fight against the coronavirus. This historic event has illustrated the essential nature of the work performed every day by logistics professionals.

### ABOUT THE TOP 50 LIST






The 2021 Top 50 Logistics Companies is a special publication of Transport Topics and is presented in cooperation with Armstrong & Associates Inc.

Seth Clevenger, Transport Topics' managing editor of features, coordinated the project with help from multiplatform coordinator Joe Antoshak. Brian Kelly designed the cover and Debra Devine created the layout.

Firms wishing to participate in the 2022 Top 50 list can contact TRANSPORT TOPICS at [tteditor@ttnews.com](mailto:tteditor@ttnews.com).

TRANSPORT TOPICS' **Top 50 Logistics Companies** is sponsored online by








Rank		Gross Revenue (in millions) 2020	Gross Revenue 2019	Gross Revenue % Change	Net Revenue (in millions) 2020	Net Revenue 2019	Net Revenue % Change	Employees	Description of Services
<b>C.H. Robinson Worldwide</b>									
<b>1</b>	 <b>C.H. ROBINSON</b> Eden Prairie, Minn. <i>chrobinson.com</i> (Nasdaq: CHRW) <b>Bob Biesterfeld</b> , President and CEO	\$15,490 <sup>e</sup>	\$14,630 <sup>e</sup>	5.9	\$2,241	\$2,414 <sup>e</sup>	-7.2	9,114	Air and ocean freight forwarding, custom brokerage, dedicated contract carriage, freight brokerage, intermodal and drayage, inventory management and packaging, returned goods management, supply chain consulting, transportation management, warehousing and distribution
		<b>Industry Expertise/Key Customers:</b> Aerospace and defense, automotive, building products, chemicals, consumer packaged goods, computers and electronics, durable goods, industrial and manufacturing, fashion and apparel, food and beverage, forest and paper products, government, health care, office equipment, oil and gas, publishing, retail, rubber and plastic products, telecommunications							
<b>XPO Logistics</b>									
<b>2</b>	 <b>XPO Logistics</b> Greenwich, Conn. <i>xpo.com</i> (NYSE: XPO) <b>Bradley Jacobs</b> , Chairman and CEO	\$12,107 <sup>e</sup>	\$12,144 <sup>e</sup>	-0.3	\$6,470 <sup>e</sup>	\$6,334 <sup>e</sup>	2.1	62,000	XPO announced plans in December 2020 to spin off its logistics segment. The transaction is expected to close in the second half of 2021.  Air and ocean freight forwarding, custom brokerage, dedicated contract carriage, freight brokerage, intermodal and drayage, inventory management and packaging, order fulfillment, returned goods management, supply chain consulting, transportation management, warehousing and distribution
		<b>Industry Expertise/Key Customers:</b> Aerospace and defense, building products, consumer packaged goods, computers and electronics, industrial and manufacturing, fashion and apparel, food and beverage, forest and paper products, health care, oil and gas, publishing, retail, rubber and plastic products							
<b>UPS Supply Chain Solutions</b>									
<b>3</b>	 <b>UPS</b> Alpharetta, Ga. <i>ups.com</i> (UPS Inc.) <b>Philippe Gilbert</b> , President	\$11,048	\$9,302	18.8	\$5,565 <sup>e</sup>	\$4,690 <sup>e</sup>	18.7	77,000	Air and ocean freight forwarding, custom brokerage, dedicated contract carriage, freight brokerage, inventory management and packaging, order fulfillment, returned goods management, supply chain consulting, transportation management, warehousing and distribution
		<b>Industry Expertise/Key Customers:</b> Aerospace and defense, automotive, consumer packaged goods, computers and electronics, durable goods, industrial and manufacturing, fashion and apparel, government, health care, retail, telecommunications							
<b>Expeditors International of Washington</b>									
<b>4</b>	 <b>Expeditors</b> Seattle <i>expeditors.com</i> (Nasdaq: EXPD) <b>Jeffrey Musser</b> , President and CEO	\$10,116	\$8,175	23.7	\$2,927	\$2,636	11	17,908	Air and ocean freight forwarding, cross-border services, custom brokerage, order fulfillment, returned goods management, transportation management, warehousing and distribution
		<b>Industry Expertise/Key Customers:</b> Aerospace and defense, automotive, computers and electronics, fashion and apparel, food and beverage, health care, oil and gas, retail							
<b>J.B. Hunt Transport Services</b>									
<b>5</b>	 <b>J.B. HUNT</b> Lowell, Ark. <i>jbhunt.com</i> (Nasdaq: JBHT) <b>John Roberts</b> , President and CEO	\$9,198	\$8,788	4.7	\$3,045 <sup>e</sup>	\$3,410 <sup>e</sup>	-10.7	23,000	Dedicated contract carriage, freight brokerage, intermodal and drayage, supply chain consulting, transportation management
		<b>Industry Expertise/Key Customers:</b> Aerospace and defense, automotive, building products, chemicals, consumer packaged goods, computers and electronics, durable goods, industrial and manufacturing, fashion and apparel, food and beverage, forest and paper products, government, health care, office equipment, oil and gas, publishing, retail, rubber and plastic products, telecommunications							

Net and gross revenue figures printed in **black** reflect 2020 results.

Numbers for previous year printed in **gray**.

NA = not applicable or not available

e = estimate






Rank		Gross Revenue (in millions) 2020	Gross Revenue 2019	Gross Revenue % Change	Net Revenue (in millions) 2020	Net Revenue 2019	Net Revenue % Change	Employees	Description of Services
<b>Kuehne + Nagel Americas</b>									
<b>6</b>	Jersey City, N.J. <i>us.kuehne-nagel.com</i> (Kuehne + Nagel International AG, Feusisberg, Switzerland) Bob Mihok, President, North America	\$6,615 <sup>e</sup>	\$7,060	-6.3	\$1,656 <sup>e</sup>	\$1,798	-7.9	15,000	Air and ocean freight forwarding, custom brokerage, freight brokerage, supply chain consulting, transportation management, warehousing and distribution
		<b>Industry Expertise/Key Customers:</b> Aerospace and defense, automotive, consumer packaged goods, computers and electronics, industrial and manufacturing, food and beverage, forest and paper products, health care, oil and gas, retail							
<b>DHL Supply Chain</b>									
<b>7</b>	Westerville, Ohio <i>logistics.dhl</i> (Deutsche Post DHL Group, Bonn, Germany) Scott Sureddin, CEO, North America	\$5,800	\$4,735 <sup>e</sup>	22.5	\$5,290 <sup>e</sup>	\$4,315 <sup>e</sup>	22.6	36,339	Air and ocean freight forwarding, custom brokerage, dedicated contract carriage, freight brokerage, intermodal and drayage, inventory management and packaging, order fulfillment, returned goods management, supply chain consulting, transportation management, warehousing and distribution
		<b>Industry Expertise/Key Customers:</b> Aerospace and defense, automotive, chemicals, consumer packaged goods, computers and electronics, durable goods, industrial and manufacturing, fashion and apparel, food and beverage, health care, office equipment, oil and gas, retail, rubber and plastic products, telecommunications <b>Customers include:</b> Siemens Healthineers, Glanbia, IKEA, Ferrero, Accuray, Manheim Logistics							
<b>TI Holding Co.</b>									
<b>8</b>	Hickory, N.C. <i>transportationinsight.com</i> (Gryphon Investors) Ken Beyer, CEO	\$4,270	NA	NA	\$280 <sup>e</sup>	NA	NA	1,800	TI Holding Co. is the parent company of Transportation Insight and Nolan Transportation Group. Custom brokerage, freight brokerage, intermodal and drayage, supply chain consulting, transportation management
		<b>Industry Expertise/Key Customers:</b> Aerospace and defense, automotive, building products, chemicals, consumer packaged goods, computers and electronics, durable goods, industrial and manufacturing, fashion and apparel, food and beverage, forest and paper products, government, health care, office equipment, publishing, retail, rubber and plastic products, telecommunications							
<b>Total Quality Logistics</b>									
<b>9</b>	Cincinnati <i>tql.com</i> Ken Oaks, CEO	\$4,138	\$3,394	21.9	\$736	\$687	7.1	5,000	Air and ocean freight forwarding, custom brokerage, dedicated contract carriage, freight brokerage, intermodal and drayage, supply chain consulting, transportation management, warehousing and distribution
		<b>Industry Expertise/Key Customers:</b> Aerospace and defense, automotive, building products, chemicals, consumer packaged goods, computers and electronics, durable goods, industrial and manufacturing, fashion and apparel, food and beverage, forest and paper products, government, health care, office equipment, oil and gas, publishing, retail, rubber and plastic products, telecommunications							
<b>Burris Logistics</b>									
<b>10</b>	Milford, Del. <i>burrislogistics.com</i> Donnan Burris, President and CEO	\$4,100	\$3,100	32.3	\$435 <sup>e</sup>	\$330 <sup>e</sup>	31.8	2,109	Freight brokerage, intermodal and drayage, inventory management and packaging, order fulfillment, supply chain consulting, transportation management, warehousing and distribution
		<b>Industry Expertise/Key Customers:</b> Building products, chemicals, consumer packaged goods, industrial and manufacturing, food and beverage, forest and paper products, government, oil and gas, retail, rubber and plastic products							

Net and gross revenue figures printed in **black** reflect 2020 results.

Numbers for previous year printed in **gray**.

NA = not applicable or not available

e = estimate

Rank		Gross Revenue (in millions) 2020	Gross Revenue 2019	Gross Revenue % Change	Net Revenue (in millions) 2020	Net Revenue 2019	Net Revenue % Change	Employees	Description of Services
<b>Ryder Supply Chain Solutions</b>									
<b>11</b>	 Miami <i>ryder.com</i> (Ryder System) Steve Sensing, President, Global Supply Chain Solutions	\$3,774	\$3,969	-4.9	\$2,800	\$2,853	-1.9	15,000	Custom brokerage, dedicated contract carriage, freight brokerage, intermodal and drayage, inventory management and packaging, order fulfillment, returned goods management, supply chain consulting, transportation management, warehousing and distribution
		<b>Industry Expertise/Key Customers:</b> Aerospace and defense, automotive, building products, consumer packaged goods, computers and electronics, durable goods, industrial and manufacturing, fashion and apparel, food and beverage, government, health care, office equipment, oil and gas, retail, rubber and plastic products, telecommunications  <b>Customers include:</b> Home Depot, Toyota, Kimberly-Clark, Lowe's, KBX/Georgia-Pacific, Whirlpool							
<b>Hub Group</b>									
<b>12</b>	 Oak Brook, Ill. <i>hubgroup.com</i> (Nasdaq: HUBG) David Yeager, Chairman and CEO	\$3,646	\$3,668	-0.6	\$449	\$521	-13.8	5,000	Air and ocean freight forwarding, custom brokerage, dedicated contract carriage, freight brokerage, intermodal and drayage, inventory management and packaging, order fulfillment, returned goods management, supply chain consulting, transportation management, warehousing and distribution
		<b>Industry Expertise/Key Customers:</b> Aerospace and defense, automotive, building products, chemicals, consumer packaged goods, computers and electronics, durable goods, industrial and manufacturing, fashion and apparel, food and beverage, forest and paper products, government, health care, office equipment, oil and gas, publishing, retail, rubber and plastic products, telecommunications  <b>Customers include:</b> Home Depot, Toyota, Kimberly-Clark, Lowe's, KBX/Georgia-Pacific, Whirlpool							
<b>Transplace Inc.</b>									
<b>13</b>	 Frisco, Texas <i>transplace.com</i> (TPG Capital) Frank McGuigan, CEO	\$3,400 <sup>e</sup>	\$3,000 <sup>e</sup>	13.3	\$334 <sup>e</sup>	\$325 <sup>e</sup>	2.8	2,800	Air and ocean freight forwarding, custom brokerage, dedicated contract carriage, freight brokerage, intermodal and drayage, returned goods management, supply chain consulting, transportation management, warehousing and distribution
		<b>Industry Expertise/Key Customers:</b> Automotive, building products, chemicals, consumer packaged goods, food and beverage, forest and paper products, oil and gas, retail, rubber and plastic products  <b>Customers include:</b> Del Monte Foods, Nestle Waters, The Kellogg Co., Campbell's Soup Co., BASF, USG Corporation, Cummins, Huhtamaki							
<b>DSV Panalpina</b>									
<b>14</b>	 Clark, N.J. <i>us.dsv.com</i> (DSV Panalpina A/S ADR, Hedehusene, Denmark) Niels Larsen, President, DSV Air & Sea	\$2,970	\$3,225 <sup>e</sup>	-7.9	\$730 <sup>e</sup>	\$810 <sup>e</sup>	-9.9	NA	Air and ocean freight forwarding, custom brokerage, inventory management and packaging, order fulfillment, returned goods management, supply chain consulting, transportation management, warehousing and distribution
		<b>Industry Expertise/Key Customers:</b> Automotive, consumer packaged goods, computers and electronics, industrial and manufacturing, health care							
<b>Schneider</b>									
<b>15</b>	 Green Bay, Wis. <i>schneider.com</i> (NYSE: SNDR) Mark Rourke, President and CEO	\$2,814	\$2,650	6.2	\$1,135 <sup>e</sup>	\$1,085 <sup>e</sup>	4.6	1,500	Dedicated contract carriage, freight brokerage, intermodal and drayage, inventory management and packaging, order fulfillment, returned goods management, supply chain consulting, transportation management, warehousing and distribution
		<b>Industry Expertise/Key Customers:</b> Automotive, building products, chemicals, consumer packaged goods, computers and electronics, durable goods, industrial and manufacturing, fashion and apparel, food and beverage, forest and paper products, health care, office equipment, oil and gas, publishing, retail, rubber and plastic products							

Net and gross revenue figures printed in **black** reflect 2020 results.

Numbers for previous year printed in **gray**.

NA = not applicable or not available

e = estimate






Rank		Gross Revenue (in millions) 2020	Gross Revenue 2019	Gross Revenue % Change	Net Revenue (in millions) 2020	Net Revenue 2019	Net Revenue % Change	Employees	Description of Services
<b>Geodis (North America)</b>									
<b>16</b>	Brentwood, Tenn. <i>geodis.com</i> (Geodis, Paris) <b>Mike Honious</b> , President and CEO, Americas	\$2,700	\$2,540	6.3	\$1,600 <sup>e</sup>	\$1,510	6	17,337	Air and ocean freight forwarding, custom brokerage, freight brokerage, intermodal and drayage, inventory management and packaging, order fulfillment, returned goods management, supply chain consulting, transportation management, warehousing and distribution
		<b>Industry Expertise/Key Customers:</b> Aerospace and defense, automotive, building products, chemicals, consumer packaged goods, computers and electronics, durable goods, industrial and manufacturing, fashion and apparel, food and beverage, forest and paper products, health care, office equipment, oil and gas, retail, telecommunications							
<b>NFI</b>									
<b>17</b>	Camden, N.J. <i>nfiindustries.com</i> <b>Sidney Brown</b> , CEO <b>Ike Brown</b> , President and Vice Chairman <b>Jeff Brown</b> , President and Vice Chairman	\$2,631	\$2,130	23.5	\$2,214	\$1,830	21	14,500	Air and ocean freight forwarding, custom brokerage, dedicated contract carriage, freight brokerage, intermodal and drayage, inventory management and packaging, order fulfillment, returned goods management, supply chain consulting, transportation management, warehousing and distribution
		<b>Industry Expertise/Key Customers:</b> Aerospace and defense, automotive, building products, chemicals, consumer packaged goods, computers and electronics, durable goods, industrial and manufacturing, fashion and apparel, food and beverage, forest and paper products, government, office equipment, oil and gas, retail, rubber and plastic products							
<b>Penske Logistics</b>									
<b>18</b>	Reading, Pa. <i>penskelogistics.com</i> (Penske Truck Leasing Co.) <b>Marc Althen</b> , President	\$2,600	\$2,600	0	\$2,040 <sup>e</sup>	\$2,040 <sup>e</sup>	0	20,033	Air and ocean freight forwarding, custom brokerage, dedicated contract carriage, freight brokerage, inventory management and packaging, order fulfillment, supply chain consulting, transportation management, warehousing and distribution
		<b>Industry Expertise/Key Customers:</b> Automotive, building products, chemicals, consumer packaged goods, computers and electronics, durable goods, industrial and manufacturing, food and beverage, health care, publishing, retail <b>Customers include:</b> Kroger, Toyota, Cardinal Health, Novelis							
<b>Echo Global Logistics</b>									
<b>19</b>	Chicago <i>echo.com</i> (Nasdaq: ECHO) <b>Douglas Waggoner</b> , Chairman and CEO	\$2,512	\$2,185	15	\$393	\$386	1.8	2,593	Custom brokerage, freight brokerage, intermodal and drayage, inventory management and packaging, supply chain consulting, transportation management
		<b>Industry Expertise/Key Customers:</b> Automotive, building products, consumer packaged goods, industrial and manufacturing, food and beverage, retail, rubber and plastic products <b>Customers include:</b> Molson Coors, Newell Brands, M. Holland, Dave & Buster's, Culligan, and Archway							
<b>DB Schenker (North America)</b>									
<b>20</b>	Miami <i>dbshenkerusa.com</i> (Deutsche Bahn AG, Essen, Germany) <b>David Buss</b> , CEO, USA Schenker	\$2,335 <sup>e</sup>	\$2,178 <sup>e</sup>	7.2	\$840 <sup>e</sup>	\$785 <sup>e</sup>	7	8,700	Air and ocean freight forwarding, custom brokerage, order fulfillment, transportation management, warehousing and distribution
		<b>Industry Expertise/Key Customers:</b> Aerospace and defense, automotive, chemicals, computers and electronics, industrial and manufacturing, food and beverage, health care, retail							
<b>Ingram Micro Commerce &amp; Lifecycle Services</b>									
<b>21</b>	Irvine, Calif. <i>ingrammicroservices.com</i> (Platinum Equity, acquisition pending) <b>Michiel Altling von Geusau</b> , President	\$2,300	\$1,750	31.4	\$2,140 <sup>e</sup>	\$1,630 <sup>e</sup>	31.3	28,500	Dedicated contract carriage, inventory management and packaging, order fulfillment, returned goods management, supply chain consulting, transportation management, warehousing and distribution
		<b>Industry Expertise/Key Customers:</b> Consumer packaged goods, computers and electronics, fashion and apparel, food and beverage, retail, telecommunications <b>Customers include:</b> Best Buy, Samsung, Google, Asos, Hint							

Net and gross revenue figures printed in **black** reflect 2020 results.

Numbers for previous year printed in **gray**.

NA = not applicable or not available

e = estimate

Rank		Gross Revenue (in millions)		Gross Revenue % Change	Net Revenue (in millions)		Net Revenue % Change	Employees	Description of Services
		2020	2019		2020	2019			
<b>Landstar System</b>									
<b>22</b>	 Jacksonville, Fla. <i>landstar.com</i> (Nasdaq: LSTR) <b>Jim Gattoni,</b> President and CEO	\$2,196 <sup>e</sup>	\$2,173 <sup>e</sup>	1.1	\$365 <sup>e</sup>	\$360 <sup>e</sup>	1.4	700	Air and ocean freight forwarding, custom brokerage, dedicated contract carriage, freight brokerage, intermodal and drayage, transportation management
		<b>Industry Expertise/Key Customers:</b> Aerospace and defense, automotive, building products, chemicals, consumer packaged goods, computers and electronics, durable goods, industrial and manufacturing, fashion and apparel, food and beverage, forest and paper products, government, health care, office equipment, oil and gas, publishing, retail, rubber and plastic products, telecommunications							
<b>Mode Transportation</b>									
<b>23</b>	 Dallas <i>modetransportation.com</i> (York Capital Management) <b>Lance Malesh,</b> President and CEO	\$2,100	\$2,300	-8.7	\$287	\$360	-20.3	435	Air and ocean freight forwarding, custom brokerage, freight brokerage, intermodal and drayage, inventory management and packaging, supply chain consulting, transportation management
		<b>Industry Expertise/Key Customers:</b> Aerospace and defense, automotive, building products, chemicals, consumer packaged goods, computers and electronics, durable goods, industrial and manufacturing, fashion and apparel, food and beverage, forest and paper products, government, health care, office equipment, oil and gas, publishing, retail, rubber and plastic products							
<b>FedEx Logistics</b>									
<b>23</b>	 Memphis, Tenn. <i>fedex.com</i> (FedEx Corp.) <b>Udo Lange,</b> President and CEO	\$2,100 <sup>e</sup>	\$2,310 <sup>e</sup>	-9.1	\$1,075 <sup>e</sup>	\$1,185 <sup>e</sup>	-9.3	20,000	Air and ocean freight forwarding, custom brokerage, order fulfillment, returned goods management, transportation management, warehousing and distribution
		<b>Industry Expertise/Key Customers:</b> Automotive, computers and electronics, health care, retail							
<b>Americold Logistics</b>									
<b>25</b>	 Atlanta <i>americold.com</i> (NYSE: COLD) <b>Fred Boehler,</b> President and CEO	\$1,990	\$1,775	12.1	\$1,580 <sup>e</sup>	\$1,407	12.3	16,000	Inventory management and packaging, order fulfillment, returned goods management, supply chain consulting, transportation management, warehousing and distribution
		<b>Industry Expertise/Key Customers:</b> Consumer packaged goods, food and beverage							
<b>Ceva Logistics (North America)</b>									
<b>26</b>	 Houston <i>cevalogistics.com</i> (Ceva Group PLC, Baar, Switzerland) <b>Shawn Stewart,</b> President and Managing Director, North America	\$1,975 <sup>e</sup>	\$1,950 <sup>e</sup>	1.3	\$935 <sup>e</sup>	\$925 <sup>e</sup>	1.1	17,000	Air and ocean freight forwarding, custom brokerage, freight brokerage, order fulfillment, returned goods management, supply chain consulting, transportation management, warehousing and distribution
		<b>Industry Expertise/Key Customers:</b> Automotive, consumer packaged goods, computers and electronics, industrial and manufacturing, health care, retail							

Net and gross revenue figures printed in **black** reflect 2020 results.

Numbers for previous year printed in **gray**.

NA = not applicable or not available

e = estimate



Rank		Gross Revenue (in millions) 2020	Gross Revenue 2019	Gross Revenue % Change	Net Revenue (in millions) 2020	Net Revenue 2019	Net Revenue % Change	Employees	Description of Services
<b>GlobalTranz Enterprises</b>									
<b>27</b>	Scottsdale, Ariz. <i>globaltranz.com</i> (Providence Equity Partners) Robert Farrell, Chairman and CEO	\$1,651	\$1,532	7.8	\$263	\$275	-4.4	1,152	Air and ocean freight forwarding, freight brokerage, intermodal and drayage, inventory management and packaging, order fulfillment, returned goods management, supply chain consulting, transportation management, warehousing and distribution
		<b>Industry Expertise/Key Customers:</b> Aerospace and defense, automotive, building products, chemicals, consumer packaged goods, computers and electronics, durable goods, industrial and manufacturing, fashion and apparel, food and beverage, forest and paper products, government, health care, office equipment, oil and gas, publishing, retail, rubber and plastic products, telecommunications							
<b>Worldwide Express</b>									
<b>28</b>	Dallas <i>wwex.com</i> (Ridgmont Equity Partners) Tom Madine, CEO	\$1,650	\$1,675	-1.5	\$360	\$365	-1.4	2,000	Custom brokerage, freight brokerage, supply chain consulting, transportation management
		<b>Industry Expertise/Key Customers:</b> Building products, chemicals, consumer packaged goods, computers and electronics, durable goods, industrial and manufacturing, fashion and apparel, forest and paper products, retail							
<b>BDP International</b>									
<b>29</b>	Philadelphia <i>bdpinternational.com</i> (Greenbriar Equity Group) Richard Bolte Jr., Chairman and CEO	\$1,552 <sup>e</sup>	\$1,552 <sup>e</sup>	0	\$379 <sup>e</sup>	\$379 <sup>e</sup>	0	5,000	Air and ocean freight forwarding, custom brokerage, order fulfillment, supply chain consulting, transportation management, warehousing and distribution
		<b>Industry Expertise/Key Customers:</b> Chemicals, consumer packaged goods, health care, oil and gas, retail							
<b>Werner Logistics</b>									
<b>30</b>	Omaha, Neb. <i>werner.com</i> (Werner Enterprises) Derek Leathers, President and CEO	\$1,527	\$1,524	0.2	\$1,120	\$1,112	0.7	6,495	Air and ocean freight forwarding, custom brokerage, dedicated contract carriage, freight brokerage, intermodal and drayage, inventory management and packaging, order fulfillment, returned goods management, supply chain consulting, transportation management, warehousing and distribution
		<b>Industry Expertise/Key Customers:</b> Automotive, building products, chemicals, consumer packaged goods, computers and electronics, durable goods, industrial and manufacturing, fashion and apparel, food and beverage, forest and paper products, office equipment, oil and gas, publishing, retail, rubber and plastic products, telecommunications <b>Customers include:</b> Dollar General, Home Depot, Walmart							
<b>Lineage Logistics</b>									
<b>31</b>	Novi, Mich. <i>lineagelogistics.com</i> (Bay Grove) Greg Lehmkuhl, President and CEO	\$1,440 <sup>e</sup>	\$1,440 <sup>e</sup>	0	\$1,440 <sup>e</sup>	\$1,440 <sup>e</sup>	0	14,000	Custom brokerage, dedicated contract carriage, inventory management and packaging, supply chain consulting, warehousing and distribution
		<b>Industry Expertise/Key Customers:</b> Consumer packaged goods, food and beverage, retail <b>Customers include:</b> Walmart, Tyson Foods, General Mills, Sysco							
<b>Knights-Swift Transportation</b>									
<b>32</b>	Phoenix, Ariz. <i>knight-swift.com</i> (NYSE: KNX) David Jackson, President and CEO	\$1,330 <sup>e</sup>	\$1,395	-4.7	\$665 <sup>e</sup>	\$695 <sup>e</sup>	-4.3	20,000	Dedicated contract carriage, freight brokerage, intermodal and drayage, transportation management, warehousing and distribution
		<b>Industry Expertise/Key Customers:</b> Automotive, building products, chemicals, consumer packaged goods, computers and electronics, durable goods, industrial and manufacturing, fashion and apparel, food and beverage, forest and paper products, health care, retail, rubber and plastic products							

Net and gross revenue figures printed in **black** reflect 2020 results.

Numbers for previous year printed in **gray**.

NA = not applicable or not available

e = estimate







Rank		Gross Revenue (in millions) 2020	Gross Revenue 2019	Gross Revenue % Change	Net Revenue (in millions) 2020	Net Revenue 2019	Net Revenue % Change	Employees	Description of Services
<b>TransGroup Global Logistics</b>									
<b>33</b>	Seattle <i>transgroup.com</i> Bill Goodgion, COO, North America	\$1,300	\$1,200	8.3	\$580 <sup>e</sup>	\$540 <sup>e</sup>	7.4	1,740	Air and ocean freight forwarding, custom brokerage, freight brokerage, intermodal and drayage, inventory management and packaging, order fulfillment, returned goods management, warehousing and distribution
		<b>Industry Expertise/Key Customers:</b> Aerospace and defense, automotive, building products, chemicals, consumer packaged goods, computers and electronics, durable goods, industrial and manufacturing, fashion and apparel, food and beverage, forest and paper products, government, health care, office equipment, oil and gas, publishing, retail, rubber and plastic products, telecommunications							
<b>Ruan</b>									
<b>34</b>	Des Moines, Iowa <i>ruan.com</i> John Ruan III, Chairman Ben McLean, CEO Dan Van Alstine, President and COO	\$1,223	\$1,232	-0.7	\$860	\$866 <sup>e</sup>	-0.7	5,500	Dedicated contract carriage, freight brokerage, intermodal and drayage, inventory management and packaging, order fulfillment, returned goods management, supply chain consulting, transportation management, warehousing and distribution
		<b>Industry Expertise/Key Customers:</b> Automotive, building products, chemicals, consumer packaged goods, durable goods, industrial and manufacturing, food and beverage, government, health care, office equipment, retail							
<b>AIT Worldwide Logistics</b>									
<b>35</b>	Itasca, Ill. <i>aitworldwide.com</i> Vaughn Moore, President and CEO	\$1,220	NA	NA	\$256	NA	NA	1,719	Air and ocean freight forwarding, custom brokerage, dedicated contract carriage, freight brokerage, intermodal and drayage, inventory management and packaging, order fulfillment, returned goods management, supply chain consulting, transportation management, warehousing and distribution
		<b>Industry Expertise/Key Customers:</b> Aerospace and defense, automotive, consumer packaged goods, computers and electronics, durable goods, industrial and manufacturing, fashion and apparel, food and beverage, government, health care, oil and gas, publishing, retail, telecommunications							
		<b>Customers include:</b> Ministry of Health (Germany), QVC, Respironics, Samsung, Sara Lee, Shimano/Lange, Viatris, Wayfair							
<b>Syncreon Holdings</b>									
<b>36</b>	Auburn Hills, Mich. <i>syncreon.com</i> Brian Enright, CEO	\$1,203 <sup>e</sup>	\$1,203	0	\$1,080 <sup>e</sup>	\$1,080 <sup>e</sup>	0	NA	Inventory management and packaging, order fulfillment, returned goods management, transportation management, warehousing and distribution
		<b>Industry Expertise/Key Customers:</b> Automotive, computers and electronics, telecommunications							
<b>Radial</b>									
<b>37</b>	King of Prussia, Pa. <i>radial.com</i> (bpost, Brussels, Belgium) Ilias Simpson, CEO	\$1,200	\$1,082 <sup>e</sup>	10.9	\$1,200 <sup>e</sup>	\$1,082 <sup>e</sup>	10.9	4,600	Inventory management and packaging, order fulfillment, returned goods management, supply chain consulting, transportation management, warehousing and distribution
		<b>Industry Expertise/Key Customers:</b> Automotive, building products, consumer packaged goods, computers and electronics, durable goods, fashion and apparel, food and beverage, forest and paper products, office equipment, publishing, retail, rubber and plastic products, telecommunications							
<b>Universal Logistics Holdings</b>									
<b>38</b>	Warren, Mich. <i>universallogistics.com</i> (Nasdaq: ULH) Tim Phillips, CEO	\$1,190	\$1,260 <sup>e</sup>	-5.6	\$550 <sup>e</sup>	\$610 <sup>e</sup>	-9.8	7,550	Air and ocean freight forwarding, custom brokerage, dedicated contract carriage, freight brokerage, intermodal and drayage, inventory management and packaging, order fulfillment, returned goods management, supply chain consulting, transportation management, warehousing and distribution
		<b>Industry Expertise/Key Customers:</b> Aerospace and defense, automotive, building products, consumer packaged goods, industrial and manufacturing, government, oil and gas, retail, rubber and plastic products							

Net and gross revenue figures printed in **black** reflect 2020 results.

Numbers for previous year printed in **gray**.

NA = not applicable or not available

e = estimate







Rank		Gross Revenue (in millions) 2020	Gross Revenue 2019	Gross Revenue % Change	Net Revenue (in millions) 2020	Net Revenue 2019	Net Revenue % Change	Employees	Description of Services
<b>Capstone Logistics</b>									
<b>39</b>	 Peachtree Corners, Ga. <i>capstonelogistics.com</i> (H.I.G. Capital) Steve Taylor, CEO	\$1,040 <sup>e</sup>	NA	NA	\$900 <sup>e</sup>	NA	NA	12,000	Dedicated contract carriage, freight brokerage, order fulfillment, transportation management, warehousing and distribution
		<b>Industry Expertise/Key Customers:</b> Automotive, consumer packaged goods, industrial and manufacturing, food and beverage, health care, retail							
<b>Odyssey Logistics &amp; Technology</b>									
<b>40</b>	 Danbury, Conn. <i>odysseylogistics.com</i> (The Jordan Co.) Bob Shellman, President and CEO	\$1,018 <sup>e</sup>	\$1,018	0	\$365 <sup>e</sup>	\$365	0	2,600	Air and ocean freight forwarding, custom brokerage, dedicated contract carriage, freight brokerage, intermodal and drayage, inventory management and packaging, supply chain consulting, transportation management, warehousing and distribution
		<b>Industry Expertise/Key Customers:</b> Aerospace and defense, automotive, building products, chemicals, computers and electronics, durable goods, industrial and manufacturing, food and beverage, forest and paper products, government, oil and gas  <b>Customers include:</b> Lanxess, BASF, Trecora, Momentive							
<b>Uber Freight</b>									
<b>41</b>	 Chicago <i>uber.com/freight/</i> (Uber Technologies) Lior Ron, CEO	\$1,011	\$731	38.3	\$120 <sup>e</sup>	NA	NA	NA	Freight brokerage
		<b>Industry Expertise/Key Customers:</b> Consumer packaged goods, computers and electronics, food and beverage, health care, retail							
<b>APL Logistics (North America)</b>									
<b>42</b>	 Scottsdale, Ariz. <i>aplogistics.com</i> (Kintetsu World Express, Tokyo) William Villalon, President	\$1,010 <sup>e</sup>	\$1,095 <sup>e</sup>	-7.8	\$625 <sup>e</sup>	\$680 <sup>e</sup>	-8.1	4,000	Air and ocean freight forwarding, custom brokerage, dedicated contract carriage, freight brokerage, intermodal and drayage, inventory management and packaging, order fulfillment, returned goods management, supply chain consulting, transportation management, warehousing and distribution
		<b>Industry Expertise/Key Customers:</b> Automotive, consumer packaged goods, industrial and manufacturing, retail							
<b>Ascent Global Logistics</b>									
<b>43</b>	 Belleville, Mich. <i>ascentgl.com</i> Tom Stenglein, President and CFO	\$974	\$861 <sup>e</sup>	13.1	\$140	\$155 <sup>e</sup>	-9.7	950	Air and ocean freight forwarding, custom brokerage, dedicated contract carriage, freight brokerage, inventory management and packaging, order fulfillment, supply chain consulting, transportation management, warehousing and distribution
		<b>Industry Expertise/Key Customers:</b> Building products, chemicals, consumer packaged goods, durable goods, industrial and manufacturing, fashion and apparel, food and beverage, government, health care, retail  <b>Customers include:</b> Parfums de Coeur, Kikkoman International, Royal Oak Sales, Premier Nutrition, Michael's, Kroger, Coca-Cola Company, Sysco Corporation							
<b>Crane Worldwide Logistics</b>									
<b>44</b>	 Houston <i>craneworld.com</i> Jim Crane, Chairman Keith Winters, CEO	\$916 <sup>e</sup>	\$916 <sup>e</sup>	0	\$267 <sup>e</sup>	\$267 <sup>e</sup>	0	1,800	Air and ocean freight forwarding, custom brokerage, freight brokerage, intermodal and drayage, supply chain consulting, transportation management
		<b>Industry Expertise/Key Customers:</b> Aerospace and defense, automotive, chemicals, computers and electronics, durable goods, industrial and manufacturing, fashion and apparel, government, health care, office equipment, oil and gas, telecommunications							

Net and gross revenue figures printed in **black** reflect 2020 results.

Numbers for previous year printed in **gray**.

NA = not applicable or not available

e = estimate

Rank		Gross Revenue (in millions)		Gross Revenue % Change	Net Revenue (in millions)		Net Revenue % Change	Employees	Description of Services
		2020	2019		2020	2019			
<b>OIA Global</b>									
<b>45</b>	Portland, Ore. <i>oiaglobal.com</i> Jeffery Barrie, CEO	\$876 <sup>e</sup>	\$876	0	\$164 <sup>e</sup>	\$164	0	1,300	Air and ocean freight forwarding
		<b>Industry Expertise/Key Customers:</b> Automotive, industrial and manufacturing, fashion and apparel, health care, oil and gas, retail							
<b>Pilot Freight Services</b>									
<b>46</b>	Glen Mills, Pa. <i>pilotdelivers.com</i> Zach Pollock, CEO John Hill, President and COO	\$874	\$829	5.4	\$250	\$250	0	2,500	Cross-border services, custom brokerage, supply chain consulting, transportation management, warehousing and distribution
		<b>Industry Expertise/Key Customers:</b> Automotive, consumer packaged goods, durable goods, food and beverage, government, retail							
<b>U.S. Xpress Enterprises</b>									
<b>47</b>	Chattanooga, Tenn. <i>usxpress.com</i> (NYSE: USX) Eric Fuller, President and CEO	\$857	\$797	7.5	\$609	\$600	1.5	3,895	Dedicated contract carriage, freight brokerage
		<b>Industry Expertise/Key Customers:</b> Automotive, building products, consumer packaged goods, computers and electronics, durable goods, industrial and manufacturing, fashion and apparel, food and beverage, retail <b>Customers include:</b> Walmart, Procter & Gamble, Tractor Supply, Dollar General, Dollar Tree, FedEx Corp.							
<b>Cardinal Logistics</b>									
<b>48</b>	Concord, N.C. <i>cardlog.com</i> (H.I.G. Capital) Vin McLoughlin, Chairman Tom Hostetler, CEO	\$849	\$805 <sup>e</sup>	5.5	\$752	\$718 <sup>e</sup>	4.7	4,250	Dedicated contract carriage, freight brokerage, inventory management and packaging, order fulfillment, returned goods management, transportation management, warehousing and distribution
		<b>Industry Expertise/Key Customers:</b> Automotive, building products, chemicals, consumer packaged goods, computers and electronics, durable goods, industrial and manufacturing, fashion and apparel, food and beverage, forest and paper products, health care, office equipment, retail <b>Customers include:</b> AWG, Ply Gem, Office Depot, Nordstrom, Home Depot, Bob's Discount Furniture							
<b>Radiant Logistics</b>									
<b>49</b>	Bellevue, Wash. <i>radiantdelivers.com</i> (NYSE: RLG T) Bohn Crain, CEO	\$847	\$813	4.2	\$199	\$223	-10.8	603	Air and ocean freight forwarding, custom brokerage, freight brokerage, intermodal and drayage, inventory management and packaging, order fulfillment, returned goods management, transportation management, warehousing and distribution
		<b>Industry Expertise/Key Customers:</b> Aerospace and defense, automotive, building products, chemicals, consumer packaged goods, computers and electronics, durable goods, industrial and manufacturing, fashion and apparel, food and beverage, forest and paper products, government, health care, office equipment, oil and gas, publishing, retail, rubber and plastic products, telecommunications							
<b>Nippon Express (North America)</b>									
<b>50</b>	Long Island City, N.Y. <i>nipponexpressusa.com</i> (Nippon Express, Tokyo, Japan) Toshiya Abe, President and CEO	\$844	NA	NA	\$300 <sup>e</sup>	NA	NA	2,931	Air and ocean freight forwarding, custom brokerage, freight brokerage, warehousing and distribution
		<b>Industry Expertise/Key Customers:</b> Aerospace and defense, automotive, consumer packaged goods, industrial and manufacturing, health care, oil and gas							

Net and gross revenue figures printed in **black** reflect 2020 results.

Numbers for previous year printed in **gray**.

NA = not applicable or not available

e = estimate

# Top Freight Brokerage Firms

Companies are ranked based on gross revenue and include a description of the type of freight handled and, if available, the number of loads or shipments (in parentheses) for the latest 12-month period.

## 1 C.H. Robinson Worldwide

Gross Revenue: Net Revenue:  
\$1.31 billion \$1.52 billion  
air/expedited, rail intermodal, LTL, dry van truckload, refrigerated, flatbed/heavy haul, bulk/tank

## 2 Coyote Logistics

Gross Revenue: Net Revenue:  
\$4.28 billion<sup>o</sup> \$550 million<sup>o</sup>  
rail intermodal, LTL, dry van truckload, refrigerated, flatbed/heavy haul

## 3 Total Quality Logistics

Gross Revenue: Net Revenue:  
\$4.14 billion \$736 million  
rail intermodal, LTL, dry van truckload, refrigerated, flatbed/heavy haul, bulk/tank

## 4 XPO Logistics

Gross Revenue: Net Revenue:  
\$2.71 billion \$1.17 billion  
air/expedited, rail intermodal, LTL, dry van truckload, refrigerated, flatbed/heavy haul

## 5 Mode Transportation

Gross Revenue: Net Revenue:  
\$2.1 billion \$287.2 million  
air/expedited (7,750), rail intermodal (235,000), LTL (377,253), dry van truckload (613,396), parcel (1,425,000)

## 6 Landstar System

Gross Revenue: Net Revenue:  
\$1.95 billion<sup>o</sup> \$325 million<sup>o</sup>  
air/expedited, rail intermodal, LTL, dry van truckload, flatbed/heavy haul, bulk/tank

## 7 Echo Global Logistics

Gross Revenue: Net Revenue:  
\$1.94 billion \$393.2 million<sup>o</sup>  
air/expedited, rail intermodal, LTL, dry van truckload, refrigerated, flatbed/heavy haul, bulk/tank

## 8 J.B. Hunt Integrated Capacity Solutions

Gross Revenue: Net Revenue:  
\$1.66 billion \$165 million<sup>o</sup>  
air/expedited, rail intermodal, LTL, dry van truckload, refrigerated, flatbed/heavy haul, bulk/tank

## 9 GlobalTranz Enterprises

Gross Revenue: Net Revenue:  
\$1.651 billion \$263 million  
air/expedited, rail intermodal, LTL, dry van truckload, refrigerated, flatbed/heavy haul, bulk/tank, parcel

## 10 Worldwide Express

Gross Revenue: Net Revenue:  
\$1.65 billion \$360 million  
air/expedited, LTL, dry van truckload, refrigerated, flatbed/heavy haul, parcel

## 11 Hub Group

Gross Revenue: Net Revenue:  
\$1.29 billion \$155 million<sup>o</sup>  
rail intermodal, LTL, dry van truckload, refrigerated, flatbed/heavy haul

## 12 Nolan Transportation Group

Gross Revenue: Net Revenue:  
\$1.17 billion \$167 million  
air/expedited, rail intermodal, LTL, dry van truckload, refrigerated, flatbed/heavy haul

## 13 Uber Freight

Gross Revenue: Net Revenue:  
\$1.01 billion \$120 million<sup>o</sup>  
LTL, dry van truckload, flatbed/heavy haul, refrigerated

## 14 Transplace Inc.

Gross Revenue: Net Revenue:  
\$1 billion<sup>o</sup> \$103 million<sup>o</sup>  
air/expedited (6,643), rail intermodal (350,641), LTL (4,206,319), dry van truckload (4,631,463), refrigerated (848,417), flatbed/heavy haul (626,457), bulk/tank (545,150), parcel (400,000,000)

## 15 Schneider

Gross Revenue: Net Revenue:  
\$950 million<sup>o</sup> \$140 million<sup>o</sup>  
air/expedited, rail intermodal, LTL, dry van truckload, refrigerated, flatbed/heavy haul, bulk/tank

## 16 Arrive Logistics

Gross Revenue: Net Revenue:  
\$815 million \$100 million<sup>o</sup>  
rail intermodal, LTL, dry van truckload, refrigerated, flatbed/heavy haul

## 17 Redwood Logistics

Gross Revenue: Net Revenue:  
\$804 million \$119 million  
LTL, dry van truckload, refrigerated, flatbed/heavy haul

## 18 ALC Logistics

Gross Revenue: Net Revenue:  
\$734.6 million \$83.8 million  
air/expedited (260), rail intermodal (753), LTL (11,002), dry van truckload (181,191), refrigerated (149,112), flatbed/heavy haul (14,819)

## 19 Convoy

Gross Revenue: Net Revenue:  
\$670 million<sup>o</sup> \$80 million<sup>o</sup>  
LTL, dry van truckload

## 20 Trinity Logistics

Gross Revenue: Net Revenue:  
\$630.8 million \$98.1 million  
air/expedited (244), rail intermodal (2,749), LTL (74,384), dry van truckload (122,955), refrigerated (63,365), flatbed/heavy haul (116,445), bulk/tank (1,545)

## 21 BNSF Logistics

Gross Revenue: Net Revenue:  
\$613 million<sup>o</sup> \$114 million<sup>o</sup>  
air/expedited, rail intermodal, LTL, dry van truckload, refrigerated, flatbed/heavy haul

## 22 ArcBest Corp.

Gross Revenue: Net Revenue:  
\$591 million \$84 million  
air/expedited, rail intermodal, LTL, dry van truckload, refrigerated, flatbed/heavy haul

## 23 Integrity Express Logistics

Gross Revenue: Net Revenue:  
\$545.5 million \$66.1 million  
air/expedited (230), rail intermodal (221), LTL (378), dry van truckload (88,062), refrigerated (108,124), flatbed/heavy haul (23,397)

## 24 Traffic

Gross Revenue: Net Revenue:  
\$531 million \$78 million  
air/expedited (6,251), rail intermodal (4,721), LTL (26,322), dry van truckload (98,741), refrigerated (35,663), flatbed/heavy haul (17,468), bulk/tank (1,251), parcel (104,871)

## 25 Matson Logistics

Gross Revenue: Net Revenue:  
\$504.8 million \$65 million<sup>o</sup>  
air/expedited, rail intermodal, LTL, dry van truckload, refrigerated, flatbed/heavy haul, bulk/tank

## 26 Armstrong Transport Group

Gross Revenue: Net Revenue:  
\$491 million \$69 million  
rail intermodal, LTL, dry van truckload, refrigerated, flatbed/heavy haul

## 27 TransAmerica Express Logistics

Gross Revenue: Net Revenue:  
\$480.2 million \$140.4 million  
rail intermodal (71,947), LTL (159,384), dry van truckload (140,638), refrigerated (149,485), flatbed/heavy haul (134,953)

## 28 Werner Logistics

Gross Revenue: Net Revenue:  
\$469.8 million \$62.5 million  
air/expedited, rail intermodal, LTL, dry van truckload, refrigerated, flatbed/heavy haul, bulk/tank

## 29 Pepsi Logistics

Gross Revenue: Net Revenue:  
\$468.6 million \$40.1 million  
rail intermodal (52,000), LTL (6,150), dry van truckload (375,000), refrigerated (6,000), flatbed/heavy haul (100), bulk/tank (150), parcel (100)

## 30 BlueGrace Logistics

Gross Revenue: Net Revenue:  
\$462 million \$75 million<sup>o</sup>  
air/expedited, rail intermodal, LTL, dry van truckload, refrigerated, flatbed/heavy haul

## 31 ATS Logistics Services

Gross Revenue: Net Revenue:  
\$451.4 million \$70.5 million  
air/expedited, LTL, dry van truckload, refrigerated, flatbed/heavy haul

## 32 England Logistics

Gross Revenue: Net Revenue:  
\$450.1 million \$104.8 million  
rail intermodal (986), LTL (70,760), dry van truckload (69,922), refrigerated (46,080), flatbed/heavy haul (7,639), parcel (995,459)

## 33 PLS Logistics

Gross Revenue: Net Revenue:  
\$441.2 million \$47.4 million  
air/expedited (200), rail intermodal (1,642), LTL (84,945), dry van truckload (67,463), refrigerated (3,655), flatbed/heavy haul (187,992), bulk/tank (476)

## 34 Priority1 Inc.

Gross Revenue: Net Revenue:  
\$425 million \$79 million  
air/expedited, rail intermodal, LTL, dry van truckload, refrigerated, flatbed/heavy haul

## 35 ITS Logistics

Gross Revenue: Net Revenue:  
\$415 million \$65 million  
air/expedited, rail intermodal, LTL, dry van truckload, refrigerated, bulk/tank

## 36 NFI

Gross Revenue: Net Revenue:  
\$377 million \$46 million  
rail intermodal, LTL, dry van truckload, refrigerated

## 37 Knight-Swift Transportation

Gross Revenue: Net Revenue:  
\$376 million \$60 million<sup>o</sup>  
rail intermodal, LTL, dry van, refrigerated, flatbed/heavy haul, ocean container

## 38 FLS Transportation Services

Gross Revenue: Net Revenue:  
\$375.1 million \$54 million  
air/expedited (2), rail intermodal (3,396), LTL (7,025), dry van truckload (174,616), refrigerated (21,680), flatbed/heavy haul (15,373), bulk/tank (53)

## 39 ReTrans

Gross Revenue: Net Revenue:  
\$364 million<sup>o</sup> \$62.2 million<sup>o</sup>  
air/expedited, rail intermodal, LTL, dry van truckload, refrigerated, flatbed/heavy haul, bulk/tank

## 40 DSV Panalpina

Gross Revenue: Net Revenue:  
\$360.8 million \$42 million  
air/expedited, rail intermodal, LTL, dry van truckload, flatbed/heavy haul, parcel

# Top Freight Brokerage Firms *(continued)*

## 41 Spot Freight

Gross Revenue: Net Revenue:  
\$360 million \$40 million<sup>o</sup>  
rail intermodal (339), LTL (11,590), dry  
van truckload (195,631), refrigerated  
(41,281), flatbed/heavy haul (607),  
bulk/tank (25), parcel (46)

## 42 MegaCorp Logistics

Gross Revenue: Net Revenue:  
\$350.3 million \$54.1 million  
air/expedited, rail intermodal, LTL, dry  
van truckload, refrigerated, flatbed/  
heavy haul

## 43 Universal Logistics Holdings

Gross Revenue: Net Revenue:  
\$336.4 million \$50 million<sup>o</sup>  
air/expedited, rail intermodal, LTL, dry  
van truckload, refrigerated, flatbed/  
heavy haul, bulk/tank, parcel

## 44 Choptank Transport

Gross Revenue: Net Revenue:  
\$334 million \$44 million  
air/expedited, rail intermodal, LTL, dry  
van truckload, refrigerated, flatbed/  
heavy haul

## 45 Geodis (North America)

Gross Revenue: Net Revenue:  
\$311.5 million \$28.5 million<sup>o</sup>  
air/expedited, rail intermodal (1,866),  
LTL (653,608), dry van truckload  
(144,954), refrigerated (7,157),  
flatbed/heavy haul (382), parcel  
(17,808,406)

## 46 Cornerstone Systems

Gross Revenue: Net Revenue:  
\$305 million \$35 million<sup>o</sup>  
rail intermodal (60,000), LTL (2,000),  
dry van truckload (44,000)

## 47 TA Services

Gross Revenue: Net Revenue:  
\$264 million<sup>o</sup> \$40 million<sup>o</sup>  
LTL, dry van truckload, flatbed/heavy  
haul, refrigerated

## 48 KAG Logistics

Gross Revenue: Net Revenue:  
\$254.6 million<sup>o</sup> \$41.5 million<sup>o</sup>  
bulk/tank

## 49 U.S. Xpress Enterprises

Gross Revenue: Net Revenue:  
\$228.8 million \$19.5 million  
LTL, dry van truckload, refrigerated,  
flatbed/heavy

## 50 R2 Logistics

Gross Revenue: Net Revenue:  
\$220 million<sup>o</sup> \$28 million<sup>o</sup>  
air/expedited, rail intermodal, LTL, dry  
van truckload, refrigerated, flatbed/  
heavy haul

## 51 Triple T Transport

Gross Revenue: Net Revenue:  
\$217 million \$25.9 million  
rail intermodal (106), LTL (1,995), dry  
van truckload (25,611), refrigerated  
(69,284), flatbed/heavy haul (341)

## 52 Circle Logistics

Gross Revenue: Net Revenue:  
\$215 million \$37 million<sup>o</sup>  
air/expedited, LTL, dry van truckload,  
flatbed/heavy haul

## 53 Roar Logistics

Gross Revenue: Net Revenue:  
\$214 million \$30 million  
air/expedited (500), rail intermodal  
(45,000), LTL (1,500), dry van  
truckload (60,000), refrigerated  
(5,000), flatbed/heavy haul (3,500)

## 54 Johanson Transportation Service

Gross Revenue: Net Revenue:  
\$210.2 million \$30 million<sup>o</sup>  
air/expedited, rail intermodal, LTL, dry  
van truckload, refrigerated, flatbed/  
heavy haul, bulk/tank

## 55 Ascent Global Logistics

Gross Revenue: Net Revenue:  
\$200 million \$25 million  
air/expedited, rail intermodal, LTL, dry  
van truckload, refrigerated, flatbed/  
heavy haul, bulk/tank

## 56 Day & Ross

Gross Revenue: Net Revenue:  
\$198 million \$34 million  
air/expedited, rail intermodal, LTL, dry  
van truckload, refrigerated, flatbed/  
heavy haul

## 57 Patterson Cos.

Gross Revenue: Net Revenue:  
\$195 million<sup>o</sup> \$33 million<sup>o</sup>  
LTL, dry van truckload, refrigerated,  
flatbed/heavy haul

## 58 Sunset Transportation

Gross Revenue: Net Revenue:  
\$186 million \$26 million  
air/expedited (6,517), rail intermodal  
(81), LTL (58,651), dry van truckload  
(61,034), refrigerated (10,702),  
flatbed/heavy haul (7,772), bulk/tank  
(2,030)

## 59 Covenant Transport Solutions

Gross Revenue: Net Revenue:  
\$177.6 million \$22.5 million  
air/expedited (310), rail intermodal  
(119), LTL (47,630), dry van  
truckload (371,238), flatbed/heavy  
haul (14,000), parcel (19,767)

## 60 Axle Logistics

Gross Revenue: Net Revenue:  
\$176.5 million \$22.6 million  
rail intermodal, LTL, dry van truckload,  
refrigerated, flatbed/heavy haul

## 61 Logistics Plus

Gross Revenue: Net Revenue:  
\$168 million \$25 million  
air/expedited (5,000), rail intermodal  
(150), LTL (130,000), dry van  
truckload (26,000), refrigerated  
(700), flatbed/heavy haul (2,000),  
bulk/tank (300), parcel (2,000)

## 62 Magellan Transport Logistics

Gross Revenue: Net Revenue:  
\$167 million \$26 million  
air/expedited, rail intermodal, LTL, dry  
van truckload, flatbed/heavy haul

## 63 Radiant Logistics

Gross Revenue: Net Revenue:  
\$160 million \$23.1 million  
LTL, dry van truckload, refrigerated

## 64 RPM Freight Systems

Gross Revenue: Net Revenue:  
\$159.5 million \$25 million<sup>o</sup>  
air/expedited (577), rail intermodal  
(250), LTL (7,616), dry van truckload  
(26,824), refrigerated (567), flatbed/  
heavy haul (3,152), bulk/tank (146),  
auto hauling (133,205)

## 65 Capstone Logistics

Gross Revenue: Net Revenue:  
\$159 million \$20 million<sup>o</sup>  
rail intermodal, LTL, dry van truckload,  
refrigerated, flatbed/heavy haul

## 66 US Logistics

Gross Revenue: Net Revenue:  
\$153.5 million \$22.4 million  
air/expedited (3), rail intermodal  
(1,799), LTL (2,252), dry van  
truckload (31,908), refrigerated  
(25,370), flatbed/heavy haul  
(29,627), bulk/tank (3)

## 67 D&L Transport

Gross Revenue: Net Revenue:  
\$152.1 million \$23.9 million  
rail intermodal, LTL, dry van truckload,  
refrigerated, flatbed/heavy haul

## 68 Genpro Inc.

Gross Revenue: Net Revenue:  
\$140 million<sup>o</sup> \$16 million<sup>o</sup>  
rail intermodal, LTL, dry van truckload,  
refrigerated, flatbed/heavy haul

## 69 Buchanan Logistics

Gross Revenue: Net Revenue:  
\$134.6 million \$22.1 million  
dry van truckload (40,100), flatbed/  
heavy haul (30,865)

## 70 Veritiv Logistics Solutions

Gross Revenue: Net Revenue:  
\$125 million \$12 million  
rail intermodal, LTL, dry van truckload,  
refrigerated, flatbed/heavy haul

## 71 Kirsch Transportation

Gross Revenue: Net Revenue:  
\$121.9 million \$15 million<sup>o</sup>  
rail intermodal (364), dry van truckload  
(24,654), refrigerated (2,899),  
flatbed/heavy haul (21,583)

## 72 CRST The Transportation Solution

Gross Revenue: Net Revenue:  
\$118 million<sup>o</sup> \$21 million<sup>o</sup>  
LTL, dry van truckload, refrigerated,  
flatbed/heavy haul

## 72 USAT Logistics

Gross Revenue: Net Revenue:  
\$118 million<sup>o</sup> \$15 million<sup>o</sup>  
rail intermodal, dry van truckload

## 74 Watco Supply Chain Services

Gross Revenue: Net Revenue:  
\$115 million<sup>o</sup> \$20 million<sup>o</sup>  
rail intermodal, LTL, dry van truckload,  
refrigerated, flatbed/heavy haul

## 74 Leonard's Express

Gross Revenue: Net Revenue:  
\$115 million \$16.3 million  
rail intermodal (1,572), dry van  
truckload (36,460), refrigerated  
(106,265)

## 76 Dupré Logistics

Gross Revenue: Net Revenue:  
\$114.7 million \$13.8 million  
rail intermodal (1,552), LTL (551), dry  
van truckload (56,480), refrigerated  
(2,449), flatbed/heavy haul (2,570),  
bulk/tank (194)

## 77 TransCorr National Logistics

Gross Revenue: Net Revenue:  
\$112.6 million<sup>o</sup> \$16.8 million<sup>o</sup>  
rail intermodal, LTL, dry van truckload,  
refrigerated, flatbed/heavy haul

## 78 Mid America Logistics

Gross Revenue: Net Revenue:  
\$111.9 million<sup>o</sup> \$12.9 million<sup>o</sup>  
rail intermodal, LTL, dry van truckload,  
refrigerated, flatbed/heavy haul

## 79 Scout Logistics

Gross Revenue: Net Revenue:  
\$109.4 million \$12.3 million  
dry van truckload (1,062), refrigerated  
(12,819)

## 80 Amstan Logistics

Gross Revenue: Net Revenue:  
\$106.9 million<sup>o</sup> \$11.6 million<sup>o</sup>  
LTL, dry van truckload, refrigerated,  
flatbed/heavy haul

## 81 ISG Transportation

Gross Revenue: Net Revenue:  
\$102.9 million \$17.9 million  
air/expedited (50), rail intermodal  
(890), LTL (23,480), dry van  
truckload (29,800), refrigerated  
(5,260), flatbed/heavy haul (4,675),  
bulk/tank (240)

## 82 Transfix

Gross Revenue: Net Revenue:  
\$100 million<sup>o</sup> \$12.5 million<sup>o</sup>  
LTL, dry van truckload

## 83 ODW Logistics

Gross Revenue: Net Revenue:  
\$99.7 million \$16.9 million  
air/expedited (6,500), rail intermodal  
(1,400), LTL (130,000), dry van  
truckload (78,000), refrigerated  
(14,000), flatbed/heavy haul (7,400),  
parcel (730,000)

## 84 Odyssey Logistics & Technology

Gross Revenue: Net Revenue:  
\$99 million<sup>o</sup> \$16 million<sup>o</sup>  
rail intermodal, LTL, dry van truckload,  
flatbed/heavy haul, bulk/tank

# Top Freight Brokerage Firms *(continued)*

## 85 Bay & Bay Transportation

Gross Revenue: \$97.2 million  
Net Revenue: \$13.1 million  
rail intermodal, LTL, dry van truckload, refrigerated

## 86 Marten Transport

Gross Revenue: \$96.7 million  
Net Revenue: \$15 million<sup>o</sup>  
refrigerated

## 87 SPI Logistics

Gross Revenue: \$95.3 million  
Net Revenue: \$15.1 million  
rail intermodal (2,730), LTL (8,452), dry van truckload (12,675), refrigerated (15,124), flatbed/heavy haul (16,770)

## 88 FitzMark

Gross Revenue: \$95 million<sup>o</sup>  
Net Revenue: \$15 million<sup>o</sup>  
air/expedited, rail intermodal, LTL, dry van truckload, refrigerated

## 88 M2 Logistics

Gross Revenue: \$95 million  
Net Revenue: \$12 million  
air/expedited, rail intermodal, LTL, dry van truckload, refrigerated, flatbed/heavy haul, bulk/tank, parcel

## 90 Beemac Logistics

Gross Revenue: \$94 million  
Net Revenue: \$13 million<sup>o</sup>  
air/expedited (21), rail intermodal (60), LTL (3,154), dry van truckload (4,530), refrigerated (1,463), flatbed/heavy haul (93,073), bulk/tank (1,285)

## 91 Trident Transport

Gross Revenue: \$91 million  
Net Revenue: \$13.6 million  
air/expedited (33), rail intermodal (52), LTL (6,807), dry van truckload (36,752), refrigerated (3,659), flatbed/heavy haul (22,548)

## 92 Cardinal Logistics

Gross Revenue: \$89.5 million  
Net Revenue: \$13.8 million  
air/expedited (1,500), rail intermodal (1,500), LTL (70,000), dry van truckload (17,500), refrigerated (12,000), flatbed/heavy haul (7,500)

## 93 ST Freight

Gross Revenue: \$88.6 million  
Net Revenue: \$11.2 million  
LTL (674), dry van truckload (15,830), refrigerated (18,099), flatbed/heavy haul (13,613)

## 94 Longship

Gross Revenue: \$86 million  
Net Revenue: \$9.1 million  
dry van truckload (4,500), refrigerated (20,000), flatbed/heavy haul (2,700)

## 95 Syfan Logistics

Gross Revenue: \$84.4 million<sup>o</sup>  
Net Revenue: \$14.8 million<sup>o</sup>  
air/expedited, rail intermodal, dry van truckload, refrigerated, flatbed/heavy haul, bulk/tank, parcel

## 96 Ryder Supply Chain Solutions

Gross Revenue: \$84 million  
Net Revenue: \$12 million<sup>o</sup>  
air/expedited, LTL, dry van truckload, refrigerated, flatbed/heavy haul

## 97 C.L. Services

Gross Revenue: \$82 million  
Net Revenue: \$10 million<sup>o</sup>  
air/expedited (20), rail intermodal (2,000), LTL (2,500), dry van truckload (35,000), refrigerated (25,000), flatbed/heavy haul (8,000)

## 98 Legacy Supply Chain Services

Gross Revenue: \$80 million  
Net Revenue: \$11.5 million  
rail intermodal (2,500), LTL (5,000), dry van truckload (9,500), refrigerated (3,700), parcel (1,000,000)

## 98 Visible Supply Chain Management

Gross Revenue: \$80 million<sup>o</sup>  
Net Revenue: \$12 million<sup>o</sup>  
air/expedited, rail intermodal, LTL, dry van truckload, refrigerated, flatbed/heavy haul, bulk/tank

## 100 Great Plains Transport

Gross Revenue: \$78.8 million  
Net Revenue: \$21.1 million  
refrigerated

# Top Dedicated Contract Carriers

## 1 J.B. Hunt Dedicated Contract Services

Total Power Units: 9,911

## 2 Penske Logistics

Total Power Units: 6,718

## 3 Ryder Supply Chain Solutions

Total Power Units: 6,000

## 4 Knight-Swift Transportation

Total Power Units: 5,099

## 5 Werner Logistics

Total Power Units: 4,945

## 6 NFI Transportation

Total Power Units: 4,500

## 7 Schneider

Total Power Units: 3,940

## 8 Ruan

Total Power Units: 3,556

## 9 Cardinal Logistics

Total Power Units: 3,400

## 10 Marten Transport

Total Power Units: 3,238

## 11 U.S. Xpress Enterprises

Total Power Units: 2,700

## 12 C.R. England Inc.

Total Power Units: 2,375

## 13 Solistica

Total Power Units: 2,339

## 14 Day & Ross

Total Power Units: 2,145

## 15 Hub Group

Total Power Units: 2,005

## 16 Covenant Logistics Group

Total Power Units: 1,535

## 17 UPS Supply Chain Solutions

Total Power Units: 1,382

## 18 DHL Supply Chain (North America)

Total Power Units: 1,300

## 19 Averitt Express

Total Power Units: 1,178

## 20 Universal Logistics Holdings

Total Power Units: 813

## 21 Cowan Logistics

Total Power Units: 766

## 22 AIM Integrated Logistics

Total Power Units: 713

## 23 PTI Logistics

Total Power Units: 710

## 24 Blackhawk Transport

Total Power Units: 612

## 25 Ceva Logistics (North America)

Total Power Units: 604

## 26 Odyssey Logistics & Technology

Total Power Units: 600

## 27 Bay & Bay Transportation

Total Power Units: 550

## 27 Lineage Logistics

Total Power Units: 550

## 29 Dupré Logistics

Total Power Units: 500

## 29 CRST Dedicated

Total Power Units: 500

## 29 Buddy Moore Trucking

Total Power Units: 500

## 32 G&D Integrated

Total Power Units: 468

## 33 Transervice Logistics

Total Power Units: 435

## 34 A. Duie Pyle

Total Power Units: 419

## 35 Lily Transportation

Total Power Units: 415

## 36 XPO Logistics

Total Power Units: 410

## 37 Great Plains Transport

Total Power Units: 400

## 38 LeSaint Logistics

Total Power Units: 360

## 38 Legacy Supply Chain Services

Total Power Units: 360

## 40 Crowley Logistics

Total Power Units: 335

## 41 Warehouse Services Inc.

Total Power Units: 314

## 42 Buchanan Hauling & Rigging

Total Power Units: 310

## 43 East Coast Warehouse & Distribution

Total Power Units: 260

## 44 Dart Advantage Logistics

Total Power Units: 238

## 45 Midwest Express

Total Power Units: 221

## 46 Saddle Creek Logistics Services

Total Power Units: 220

## 47 Kenco Logistics Services

Total Power Units: 205

## 48 Performance Team

Total Power Units: 200

## 48 Atech Logistics

Total Power Units: 200

## 48 PAM Transportation

Total Power Units: 200

## 48 Hermann Services

Total Power Units: 200

# Top Dry Storage Warehousing Firms

## 1 DHL Supply Chain (North America)

Total Storage: 139.6 million square feet  
Number of warehouses: 493

## 2 XPO Logistics

Total Storage: 101 million square feet  
Number of warehouses: 336

## 3 Ryder Supply Chain Solutions

Total Storage: 64 million square feet  
Number of warehouses: 330

## 4 NFI

Total Storage: 53 million square feet  
Number of warehouses: 132

## 5 Geodis (North America)

Total Storage: 42.5 million square feet  
Number of warehouses: 171

## 6 FedEx Logistics

Total Storage: 30.7 million square feet  
Number of warehouses: 110

## 7 Kenco Logistics Services

Total Storage: 30 million square feet  
Number of warehouses: 90

## 8 Penske Logistics

Total Storage: 26.5 million square feet  
Number of warehouses: 94

## 9 Saddle Creek Logistics Services

Total Storage: 26.2 million square feet  
Number of warehouses: 76

## 10 CJ Logistics (North America)

Total Storage: 23.9 million square feet  
Number of warehouses: 63

## 11 DB Schenker (North America)

Total Storage: 23.7 million square feet  
Number of warehouses: 91

## 12 Kuehne + Nagel (North America)

Total Storage: 18.7 million square feet  
Number of warehouses: 87

## 13 Ceva Logistics (North America)

Total Storage: 18.1 million square feet  
Number of warehouses: 119

## 14 UPS Supply Chain Solutions

Total Storage: 17.3 million square feet  
Number of warehouses: 144

## 15 DSV Panalpina (North America)

Total Storage: 14.1 million square feet  
Number of warehouses: 53

## 16 Performance Team

Total Storage: 14 million square feet  
Number of warehouses: 46

## 16 Warehouse Services Inc.

Total Storage: 14 million square feet  
Number of warehouses: 30

## 16 WSI

Total Storage: 14 million square feet  
Number of warehouses: 52

## 19 Radial

Total Storage: 13.4 million square feet  
Number of warehouses: 22

## 20 Universal Logistics Holdings

Total Storage: 12.2 million square feet  
Number of warehouses: 54

## 21 APL Logistics (North America)

Total Storage: 11.8 million square feet  
Number of warehouses: 43

## 22 Expeditors International of Washington

Total Storage: 11.7 million square feet  
Number of warehouses: 133

## 23 Metro Supply Chain Group

Total Storage: 11 million square feet  
Number of warehouses: 74

## 24 Ingram Micro Commerce & Lifecycle Services

Total Storage: 10.4 million square feet  
Number of warehouses: 47

## 25 Neovia Logistics

Total Storage: 10.2 million square feet  
Number of warehouses: 49

## 26 Cardinal Health 3PL Supply Chain Solutions

Total Storage: 10 million square feet  
Number of warehouses: 38

## 27 Syncreon Holdings

Total Storage: 9.9 million square feet  
Number of warehouses: 44

## 28 Legacy Supply Chain Services

Total Storage: 8 million square feet  
Number of warehouses: 30

## 28 Wagner Logistics

Total Storage: 8 million square feet  
Number of warehouses: 22

## 30 Peoples Services

Total Storage: 7.8 million square feet  
Number of warehouses: 45

## 30 FW Logistics

Total Storage: 7.8 million square feet  
Number of warehouses: 16

## 32 C.H. Robinson Worldwide

Total Storage: 7.6 million square feet  
Number of warehouses: 44

## 33 Holman Logistics

Total Storage: 7.3 million square feet  
Number of warehouses: 18

## 34 Schneider

Total Storage: 7.2 million square feet  
Number of warehouses: 35

## 35 Kane Logistics

Total Storage: 6.8 million square feet  
Number of warehouses: 21

## 36 Technicolor Global Logistics

Total Storage: 6.5 million square feet  
Number of warehouses: 12

## 37 Atlanta Bonded Warehouse

Total Storage: 6.4 million square feet  
Number of warehouses: 15

## 38 Verst Logistics

Total Storage: 6.2 million square feet  
Number of warehouses: 22

## 39 Port Logistics Group

Total Storage: 6 million square feet  
Number of warehouses: 18

## 39 Crane Worldwide Logistics

Total Storage: 6 million square feet  
Number of warehouses: 56

## 39 WOW Logistics

Total Storage: 6 million square feet  
Number of warehouses: 19

## 42 Nippon Express (North America)

Total Storage: 5.9 million square feet  
Number of warehouses: 61

## 43 ODW Logistics

Total Storage: 5.8 million square feet  
Number of warehouses: 25

## 44 Reo Logistics

Total Storage: 5 million square feet  
Number of warehouses: 6

## 44 United Facilities

Total Storage: 5 million square feet  
Number of warehouses: 9

## 44 Hub Group

Total Storage: 5 million square feet  
Number of warehouses: 36

## 47 Barrett Distribution

Total Storage: 4.5 million square feet  
Number of warehouses: 22

## 47 The Shippers Group

Total Storage: 4.5 million square feet  
Number of warehouses: 11

## 47 TAGG Logistics

Total Storage: 4.5 million square feet  
Number of warehouses: 23

## 50 Sunland Logistics Solutions

Total Storage: 4.4 million square feet  
Number of warehouses: 11

## 51 Dimerco Express Group (North America)

Total Storage: 4.2 million square feet  
Number of warehouses: 38

## 52 RGL Logistics

Total Storage: 4 million square feet  
Number of warehouses: 28

## 52 SCI Group

Total Storage: 4 million square feet  
Number of warehouses: 31

## 52 Acme Distribution Centers

Total Storage: 4 million square feet  
Number of warehouses: 5

## 52 Xpedient Logistics

Total Storage: 4 million square feet  
Number of warehouses: 5

## 52 LeSaint Logistics

Total Storage: 4 million square feet  
Number of warehouses: 14

## 57 Odyssey Logistics & Technology

Total Storage: 3.8 million square feet  
Number of warehouses: 54

## 58 GlobalTranz Enterprises

Total Storage: 3.5 million square feet  
Number of warehouses: 18

## 59 Yusen Logistics (North America)

Total Storage: 3.2 million square feet  
Number of warehouses: 39

## 59 Grupo Porteo

Total Storage: 3.2 million square feet  
Number of warehouses: 27



## Top Dry Storage Warehousing Firms *(continued)*

### 61 Comprehensive Logistics

Total Storage: 3.1 million square feet  
Number of warehouses: 13

### 62 Logistics Plus

Total Storage: 3 million square feet  
Number of warehouses: 14

### 62 Covenant Logistics Group

Total Storage: 3 million square feet  
Number of warehouses: 12

### 62 D+S Distribution

Total Storage: 3 million square feet  
Number of warehouses: 21

### 62 Evans Distribution Systems

Total Storage: 3 million square feet  
Number of warehouses: 7

### 62 Laney & Duke Logistics

Total Storage: 3 million square feet  
Number of warehouses: 4

### 62 A. Duie Pyle

Total Storage: 3 million square feet  
Number of warehouses: 11

### 62 Phoenix Logistics

Total Storage: 3 million square feet  
Number of warehouses: 11

### 69 Hitachi Transport System (North America)

Total Storage: 2.9 million square feet  
Number of warehouses: 47

### 70 ACCEL Logistica

Total Storage: 2.7 million square feet  
Number of warehouses: 22

### 70 We Pack Logistics

Total Storage: 2.7 million square feet  
Number of warehouses: 18

### 72 Bonded Logistics

Total Storage: 2.6 million square feet  
Number of warehouses: 11

### 72 TMM Logistics

Total Storage: 2.6 million square feet  
Number of warehouses: 30

### 74 Amware Fulfillment

Total Storage: 2.5 million square feet  
Number of warehouses: 15

### 74 Fidelitone

Total Storage: 2.5 million square feet  
Number of warehouses: 33

### 76 Weber Logistics

Total Storage: 2.4 million square feet  
Number of warehouses: 12

### 76 Regal Logistics

Total Storage: 2.4 million square feet  
Number of warehouses: 8

### 78 Updike Distribution Logistics

Total Storage: 2.3 million square feet  
Number of warehouses: 20

### 79 Quiet 3PF

Total Storage: 2.2 million square feet  
Number of warehouses: 6

### 79 A&R Logistics

Total Storage: 2.2 million square feet  
Number of warehouses: 10

### 81 CRST The Transportation Solution

Total Storage: 2.1 million square feet  
Number of warehouses: 60

### 82 Mallory Alexander International Logistics

Total Storage: 2 million square feet  
Number of warehouses: 10

### 82 OIA Global

Total Storage: 2 million square feet  
Number of warehouses: 13

### 82 Keller Logistics Group

Total Storage: 2 million square feet  
Number of warehouses: 12

### 82 Averitt Express

Total Storage: 2 million square feet  
Number of warehouses: 45

### 82 The Terminal Corp.

Total Storage: 2 million square feet  
Number of warehouses: 9

### 82 Commercial Warehouse & Cartage

Total Storage: 2 million square feet  
Number of warehouses: 8

### 82 Onest Logistics

Total Storage: 2 million square feet  
Number of warehouses: 29

### 82 Patterson Warehouses

Total Storage: 2 million square feet  
Number of warehouses: 6

### 82 TA Services

Total Storage: 2 million square feet  
Number of warehouses: 11

## Top Refrigerated Warehousing Firms

### 1 Lineage Logistics

Total Storage: 2.1 billion cubic feet  
Number of Warehouses: 340

### 2 Americold Logistics

Total Storage: 1.41 billion cubic feet  
Number of Warehouses: 186

### 3 United States Cold Storage

Total Storage: 376 million cubic feet  
Number of Warehouses: 42

### 4 XPO Logistics

Total Storage: 175 million cubic feet  
Number of Warehouses: 336

### 5 VersaCold Logistics Services

Total Storage: 120 million cubic feet  
Number of Warehouses: 27

### 6 Penske Logistics

Total Storage: 77.3 million cubic feet  
Number of Warehouses: 94

### 7 Burris Logistics

Total Storage: 75.6 million cubic feet  
Number of Warehouses: 14

### 8 Conestoga Cold Storage

Total Storage: 64 million cubic feet  
Number of Warehouses: 5

### 9 Midwest Refrigerated Services

Total Storage: 45.9 million cubic feet  
Number of Warehouses: 7

### 10 Hanson Logistics

Total Storage: 43 million cubic feet  
Number of Warehouses: 7

### 11 Trenton Cold Storage

Total Storage: 34 million cubic feet  
Number of Warehouses: 8

### 12 Confederation Freezers

Total Storage: 29 million cubic feet  
Number of Warehouses: 8

### 13 FW Logistics

Total Storage: 24 million cubic feet  
Number of Warehouses: 16

### 14 RLS Logistics

Total Storage: 20 million cubic feet  
Number of Warehouses: 5

### 15 NFI

Total Storage: 16 million cubic feet  
Number of Warehouses: 132

### 16 Covenant Logistics Group

Total Storage: 10.5 million cubic feet  
Number of Warehouses: 12

### 17 Geodis (North America)

Total Storage: 1.4 million cubic feet  
Number of Warehouses: 171

### 18 Rinchem Co.

Total Storage: 1.2 million cubic feet  
Number of Warehouses: 21

### 19 Peoples Services

Total Storage: 1 million cubic feet  
Number of Warehouses: 45

# Top Airfreight Forwarders

## 1 DHL Supply Chain & Global Forwarding

Airfreight: 1,795,000  
Headquarters: Germany

## 2 Kuehne + Nagel

Airfreight: 1,418,000  
Headquarters: Switzerland

## 3 DSV Panalpina

Airfreight: 1,272,405  
Headquarters: Denmark

## 4 DB Schenker

Airfreight: 991,200  
Headquarters: Germany

## 5 UPS Supply Chain Solutions

Airfreight: 965,700  
Headquarters: United States

## 6 Expeditors International of Washington

Airfreight: 840,700  
Headquarters: United States

## 7 Apex Logistics International

Airfreight: 750,000  
Headquarters: Hong Kong

## 8 Nippon Express

Airfreight: 720,115  
Headquarters: Japan

## 9 Hellmann Worldwide Logistics

Airfreight: 586,670  
Headquarters: Germany

## 10 Bollore Logistics

Airfreight: 574,000  
Headquarters: France

## 11 Kintetsu World Express

Airfreight: 566,814  
Headquarters: Japan

## 12 Sinotrans Ltd.

Airfreight: 502,000  
Headquarters: China

## 13 Kerry Logistics

Airfreight: 493,903  
Headquarters: Hong Kong

## 14 Ceva Logistics

Airfreight: 440,000  
Headquarters: Switzerland

## 15 Agility Logistics

Airfreight: 415,000  
Headquarters: Kuwait

## 16 Crane Worldwide Logistics

Airfreight: 337,300  
Headquarters: United States

## 17 Yusen Logistics

Airfreight: 337,000  
Headquarters: Japan

## 18 Dachser SE

Airfreight: 330,000  
Headquarters: Germany

## 19 Geodis

Airfreight: 308,173  
Headquarters: France

## 20 FedEx Logistics

Airfreight: 262,500  
Headquarters: United States

## 21 NNR Global Logistics

Airfreight: 244,595  
Headquarters: Japan

## 22 Pilot Freight Services

Airfreight: 240,000  
Headquarters: United States

## 23 C.H. Robinson Worldwide

Airfreight: 225,000  
Headquarters: United States

## 24 Hitachi Transport System

Airfreight: 221,000  
Headquarters: Japan

## 25 AWOT Global Logistics Group

Airfreight: 219,768  
Headquarters: China

## 26 Dimerco Express Group

Airfreight: 199,630  
Headquarters: Taiwan

## 27 Logwin AG

Airfreight: 180,000  
Headquarters: Luxembourg

## 28 Cargo-Partner

Airfreight: 171,850  
Headquarters: Austria

## 29 Trinity Logistics USA

Airfreight: 164,000  
Headquarters: United States

## 30 Damco/Maersk Logistics

Airfreight: 158,405  
Headquarters: The Netherlands

## 31 EFL

Airfreight: 146,098  
Headquarters: Sri Lanka

## 32 Mainfreight Ltd.

Airfreight: 126,071  
Headquarters: New Zealand

## 33 Toll Group

Airfreight: 111,600  
Headquarters: Australia

## 34 APL Logistics

Airfreight: 106,000  
Headquarters: Singapore

## 35 AIT Worldwide Logistics

Airfreight: 105,850  
Headquarters: United States

## 36 Beijing Harmony Shipping & Forwarding Agent

Airfreight: 100,000  
Headquarters: China

## 37 Seko Logistics

Airfreight: 90,000  
Headquarters: United States

## 38 TransGroup Global Logistics

Airfreight: 86,000  
Headquarters: United States

## 39 Nissin Corp.

Airfreight: 85,000  
Headquarters: Japan

## 40 BDP International

Airfreight: 76,000  
Headquarters: United States

## 41 OIA Global

Airfreight: 75,000  
Headquarters: United States

## 42 XPO Logistics

Airfreight: 70,200  
Headquarters: United States

## 43 Scan Global Logistics A/S

Airfreight: 70,000  
Headquarters: Denmark

## 44 Worldwide Logistics Group

Airfreight: 64,768  
Headquarters: China

## 45 Nexus Logistics

Airfreight: 58,678  
Headquarters: Chile

## 46 Noatum Logistics

Airfreight: 56,000  
Headquarters: Spain

## 47 Imperial Logistics

Airfreight: 53,660  
Headquarters: South Africa

## 48 Gebrüder Weiss

Airfreight: 53,000  
Headquarters: Austria

## 49 TVS Supply Chain Solutions

Airfreight: 50,000  
Headquarters: India

## 49 Savino Del Bene

Airfreight: 50,000  
Headquarters: Italy

## 49 BEL International Logistics

Airfreight: 50,000  
Headquarters: Hong Kong

## 49 Mallory Alexander International Logistics

Airfreight: 50,000  
Headquarters: United States

# Top Ocean Freight Forwarders

**1 Kuehne + Nagel**

Containers: 4,550,000  
Headquarters: Switzerland

**2 Sinotrans Ltd.**

Containers: 3,770,000  
Headquarters: China

**3 DHL Supply Chain & Global Forwarding**

Containers: 2,832,000  
Headquarters: Germany

**4 DSV Panalpina**

Containers: 2,204,902  
Headquarters: Denmark

**5 DB Schenker**

Containers: 2,042,000  
Headquarters: Germany

**6 C.H. Robinson Worldwide**

Containers: 1,200,000  
Headquarters: United States

**7 Ceva Logistics**

Containers: 1,050,000  
Headquarters: Switzerland

**8 Kerry Logistics**

Containers: 1,019,924  
Headquarters: Hong Kong

**9 Expeditors International of Washington**

Containers: 1,012,600  
Headquarters: United States

**10 Hellmann Worldwide Logistics**

Containers: 955,800  
Headquarters: Germany

**11 Geodis**

Containers: 866,631  
Headquarters: France

**12 Fr. Meyer's Sohn**

Containers: 850,000  
Headquarters: Germany

**13 Yusen Logistics**

Containers: 764,000  
Headquarters: Japan

**14 Bollore Logistics**

Containers: 761,000  
Headquarters: France

**15 Agility Logistics**

Containers: 740,000  
Headquarters: Kuwait

**16 Worldwide Logistics Group**

Containers: 707,803  
Headquarters: China

**17 Logwin AG**

Containers: 690,000  
Headquarters: Luxembourg

**18 AllCargo Logistics**

Containers: 684,000  
Headquarters: India

**19 Nippon Express**

Containers: 660,152  
Headquarters: Japan

**20 OOCL Logistics**

Containers: 660,000  
Headquarters: Hong Kong

**21 Kintetsu World Express**

Containers: 644,464  
Headquarters: Japan

**22 Leschaco**

Containers: 636,000  
Headquarters: Germany

**23 UPS Supply Chain Solutions**

Containers: 620,000  
Headquarters: United States

**24 Damco/Maersk Logistics**

Containers: 577,084  
Headquarters: The Netherlands

**25 Cargo Services Far East**

Containers: 566,000  
Headquarters: Hong Kong

**26 Toll Group**

Containers: 527,200  
Headquarters: Australia

**27 Dachser SE**

Containers: 520,000  
Headquarters: Germany

**28 LF Logistics**

Containers: 500,000  
Headquarters: Hong Kong

**28 China Resources Logistics (Group)**

Containers: 500,000  
Headquarters: Hong Kong

**30 Hitachi Transport System**

Containers: 462,000  
Headquarters: Japan

**31 Honour Lane Shipping**

Containers: 418,630  
Headquarters: Hong Kong

**32 Mallory Alexander International Logistics**

Containers: 400,000  
Headquarters: United States

**32 Kingway Transportation Company**

Containers: 400,000  
Headquarters: China

**34 Asia Shipping Transportes Internacionais**

Containers: 391,820  
Headquarters: Brazil

**35 Mainfreight Ltd.**

Containers: 337,504  
Headquarters: New Zealand

**36 Long Sail International Logistics**

Containers: 314,173  
Headquarters: China

**37 Cargo-Partner**

Containers: 314,067  
Headquarters: Austria

**38 Noatum Logistics**

Containers: 307,000  
Headquarters: Spain

**39 BDP International**

Containers: 302,000  
Headquarters: United States

**40 Chinatrans International Logistics**

Containers: 300,000  
Headquarters: China

**41 Zhejiang Jiulong International Logistics**

Containers: 250,000  
Headquarters: China

**42 Nissin Corp.**

Containers: 230,000  
Headquarters: Japan

**43 Dimerco Express Group**

Containers: 228,934  
Headquarters: Taiwan

**44 De Well Group**

Containers: 195,000  
Headquarters: China

**45 Sino-Ocean Group**

Containers: 192,000  
Headquarters: China

**46 Zhejiang Chasen Freight Forwarding**

Containers: 180,000  
Headquarters: China

**47 Scan Global Logistics A/S**

Containers: 170,000  
Headquarters: Denmark

**47 CWT Pte. Ltd.**

Containers: 170,000  
Headquarters: Singapore

**49 EFL**

Containers: 167,312  
Headquarters: Sri Lanka

**50 CJ Logistics**

Containers: 136,644  
Headquarters: South Korea