

Transport Topics

TOP 50

ON-DEMAND DELIVERY

HOW E-COMMERCE IS CHANGING THE FACE OF LOGISTICS

PLUS:
INSIDE
AMAZON
SECTOR
LISTS



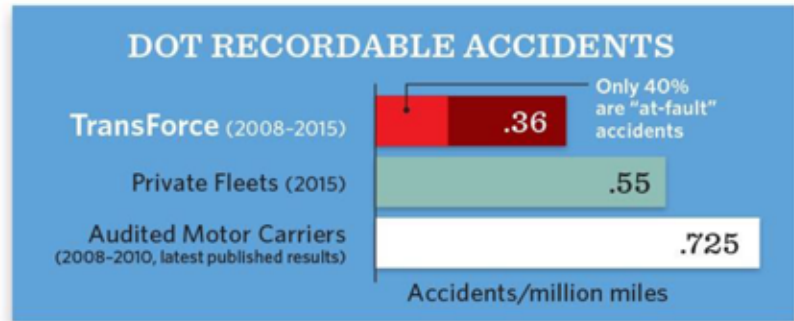
2016



Driver Staffing Solutions

Established in 1991, TransForce is the nation's leading specialty staffing firm devoted exclusively to commercial truck drivers. We believe that safety is a shared commitment among our customers, our drivers and ourselves. Our drivers' safety is demonstrated by our low DOT accident rate.

Locally Responsive, Nationally Resourceful - TransForce provides the broadest national coverage to clients with driver needs in multiple markets. We deliver services locally through the industry's largest national footprint of offices.



TransForce at a Glance

- Largest U.S. Driver Staffing Service
- National footprint of over 50 Offices
- 3,000 Active W-2 Drivers in workforce
- Industry leading recruiting processes
- Exclusively focused on Transportation
- Privately held - solid financial partners
- Over 25 Years operating in U.S.

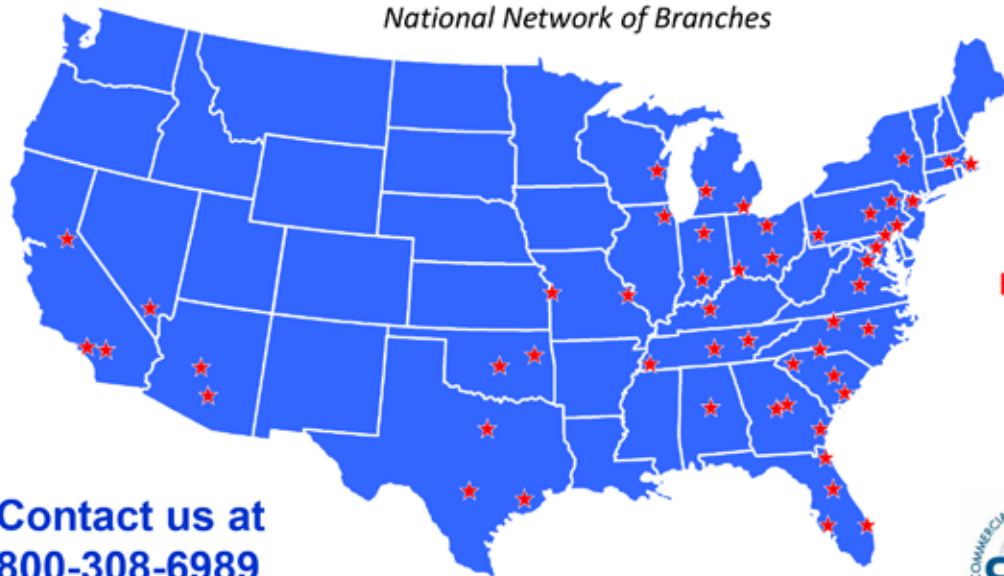
Service Delivery Models

- Short term "Flex Driver" needs
- Long Term Assignments
- Dedicated Driver Services

Driver Workforce Overview

- 90% Workforce are CDL Class A
- 100% have min 1 year of experience
- Customized hiring standards available

National Network of Branches



If you share our passion for Safety, and the bottom-line benefits it brings you, contact TransForce today.

Contact us at
800-308-6989
www.transforce.com

Proud Members





Online Shopping Drives Growth in Demand For Faster, Cheaper Local Delivery Services

By Daniel P. Bearth
Senior Features Writer

As online sales continue to soar, so have the expectations of consumers for goods to be delivered quickly and cheaply. Fueling an increase in on-demand delivery services is Amazon.com, the Seattle-based online bookseller that has over the past two decades morphed into a \$100 billion-a-year global storehouse and potentially a provider of logistics services in its own right.

Since 2014, investors have poured more than \$1 billion into companies, such as California-based Postmates and Deliv, that use freelance drivers to provide same-day pickup and delivery of merchandise and packages. At the same time, Google and other high-tech firms are developing driverless trucks and robotic delivery vehicles in an effort to lower costs.

Amazon CEO Jeff Bezos has made it clear that he is willing to try innovative ways to speed up deliveries, including the use of drones. The company has established more than 100 regional fulfillment centers and is setting

up local hubs to provide one-hour delivery in cities across the United States.

In the 2016 edition of TRANSPORT TOPICS' Top 50 Logistics Companies, we explore what the growth of online commerce means to some of the largest logistics service providers in North America, including top-ranked UPS Inc., which has invested in several delivery startups, and FedEx Corp., which last year acquired Genco, a distribution firm that handles order fulfillment and manages returned goods for Internet retailers.

While the companies have made investments to enhance their package delivery networks to handle additional online commerce, they don't yet see enough demand from consumers to expand same-day or on-demand delivery service.

On the other hand, the beginnings of a new and radically different transportation network appear to be taking shape.

"People are willing to pay for convenience," Holger Luedorf, senior vice president of Postmates, told TRANSPORT TOPICS. "In two or three years, we expect delivery in one hour to be a very common experience."

ABOUT THE TOP 50 LIST

The 2016 Top 50 Logistics Companies list is a joint project of TRANSPORT TOPICS and Armstrong & Associates Inc.





Logistics is defined as the procurement of transportation for shippers and includes services such as freight brokerage, air and ocean freight forwarding, warehousing and distribution and dedicated contract carriage.

Companies are ranked on the basis of actual or estimated net revenue and include a description of services, names of top executives, key customers and industry expertise.

Senior Features Writer Daniel P. Bearth coordinated the project and was assisted by Brandon Green.

Armstrong & Associates, a leading third-party logistics market research firm, provided revenue estimates and additional data used to rank companies in each of five logistics sectors.

Firms wishing to participate in the 2017 Top 50 list can contact TRANSPORT TOPICS at tteditor@ttnews.com.

Rank 2016	Rank 2015	Company	Net Revenue (in millions)	% Change	Gross Revenue (in millions)	% Change	Employees	Industry Expertise/Key Customers	Description of Services
1 	1	UPS Supply Chain Solutions Atlanta (UPS Inc.) David Abney, CEO www.ups.com	\$3,108 ^e \$3,030	2.6	\$5,900 \$5,758 ^e	2.5	12,700 NA	Aerospace and defense, consumer packaged goods, computers and electronics, industrial and manufacturing, government, health care, retail Customers include: NA	Air and ocean freight forwarding, custom brokerage, dedicated contract carriage, freight brokerage, inventory management and packaging, order fulfillment, returned goods management, supply chain consulting, transportation management, warehousing and distribution
2 		XPO Logistics Inc. Greenwich, Conn. (NYSE: XPO) Bradley Jacobs, Chairman and CEO www.xpo.com	\$2,841 ^e \$1,160	149.9	\$5,536 ^e \$3,140	76.3	NA NA	Aerospace and defense, automotive, building products, chemicals, consumer packaged goods, computers and electronics, durable goods, industrial and manufacturing, fashion and apparel, food and beverage, forest and paper products, government, health care, office equipment, oil and gas, publishing, retail, rubber and plastic products, telecommunications Customers include: Boeing, ASOS, Carrefour, Comcast, Danone, Home Depot, Marks & Spencer, Masco Cabinetry, Perdue, Sears, Siemens Healthcare, United Technologies Corp., Verizon	Air and ocean freight forwarding, custom brokerage, dedicated contract carriage, freight brokerage, intermodal and drayage, inventory management and packaging, order fulfillment, returned goods management, supply chain consulting, transportation management, warehousing and distribution
3 	2	J.B. Hunt Transport Services Lowell, Ark. (Nasdaq: JBHT) John Roberts, CEO www.jbhunt.com	\$2,660 ^e \$2,605 ^e	2.1	\$5,816 \$5,799	0.3	NA NA	Aerospace and defense, automotive, building products, chemicals, consumer packaged goods, computers and electronics, durable goods, industrial and manufacturing, fashion and apparel, food and beverage, forest and paper products, government, health care, office equipment, oil and gas, publishing, retail, rubber and plastic products, telecommunications Customers include: BJ's Wholesale Club, ConAgra, Cornerstone Brands, Costco, D&W Fine Pack, General Mills, Goodyear, Mission Foods, Target, Tesla Motors	Dedicated contract carriage, freight brokerage, intermodal and drayage, supply chain consulting, transportation management
4 	4	C.H. Robinson Worldwide Eden Prairie, Minn. (Nasdaq: CHRW) John Wiehoff, Chairman and CEO www.chrobinson.com/en/us/	\$2,268 \$2,131	6.4	\$13,476 \$14,093	-4.4	13,159 11,521	Aerospace and defense, automotive, building products, chemicals, consumer packaged goods, computers and electronics, durable goods, industrial and manufacturing, fashion and apparel, food and beverage, forest and paper products, government, health care, office equipment, oil and gas, publishing, retail, rubber and plastic products, telecommunications Customers include: NA	Air and ocean freight forwarding, custom brokerage, dedicated contract carriage, freight brokerage, intermodal and drayage, inventory management and packaging, returned goods management, supply chain consulting, transportation management, warehousing and distribution

e = estimate

NA = Not Applicable or Not Available
2015 numbers printed in purple

TRANSPORT TOPICS' Top 50 Logistics Companies is sponsored online by



In cooperation with:



Rank 2016	Rank 2015	Company	Net Revenue (in millions)	% Change	Gross Revenue (in millions)	% Change	Employees	Industry Expertise/Key Customers	Description of Services
5	5	Expeditors International of Washington Seattle (Nasdaq: EXPD) Jeffrey Musser, CEO www.expeditors.com	\$2,188 \$1,981	10.4	\$6,617 \$6,565	0.8	15,397 14,659	Aerospace and defense, automotive, computers and electronics, fashion and apparel, food and beverage, health care, oil and gas, retail Customers include: NA	Air and ocean freight forwarding, cross-border services, custom brokerage, order fulfillment, returned goods management, transportation management, warehousing and distribution
6	3	Ryder Supply Chain Solutions Miami (Ryder System Inc.) Robert Sanchez, Chairman and CEO www.ryder.com	\$1,925° \$2,157	-10.8	\$2,443° \$2,461	-0.7	NA NA	Aerospace and defense, automotive, building products, consumer packaged goods, computers and electronics, durable goods, industrial and manufacturing, food and beverage, forest and paper products, health care, office equipment, oil and gas, publishing, retail, telecommunications Customers include: NA	Dedicated contract carriage, freight brokerage, inventory management and packaging, order fulfillment, returned goods management, supply chain consulting, transportation management, warehousing and distribution
7	6	DHL Supply Chain Westerville, Ohio (Deutsche Post DHL, Bonn, Germany) Scott Sureddin, CEO, North America www.exel.com	\$1,815 \$1,815°	0	\$3,300 \$3,300°	0	NA 47,000	Automotive, chemicals, consumer packaged goods, computers and electronics, durable goods, industrial and manufacturing, food and beverage, health care, retail Customers include: 7-Eleven, Bayer, Bristol Myers Squibb, Chrysler, Coty, Energizer, Ford Motor, General Electric, Hershey, International Paper, PepsiCo, Home Depot, Novartis, Volkswagen, Zimmer	Order fulfillment, supply chain consulting, transportation management, warehousing and distribution
8	10	FedEx Corp. Memphis, Tenn. (NYSE: FDX) Craig Simon, CEO FedEx SupplyChain James Muhs Sr., CEO, FedEx Trade Networks www.fedex.com	\$1,625° \$1,465°	10.9	\$3,178 \$2,896°	9.7	NA 10,885	Automotive, computers and electronics, health care, retail Customers include: NA	Air and ocean freight forwarding, custom brokerage, order fulfillment, returned goods management, transportation management, warehousing and distribution
9	7	Ceva Logistics Houston (Ceva Group, Hoofddorp, Netherlands) Xavier Urbain, CEO www.cevalogistics.com	\$1,570° \$1,715°	-8.5	\$2,452 \$2,618°	-6.3	NA NA	Automotive, consumer packaged goods, computers and electronics, industrial and manufacturing, health care, retail Customers include: NA	Air and ocean freight forwarding, custom brokerage, freight brokerage, order fulfillment, returned goods management, supply chain consulting, transportation management, warehousing and distribution
10	8	Americold Logistics Atlanta Fred Boehler, President and COO www.americold.com	\$1,555° \$1,696	-8.3	NA NA	NA	NA 11,000	NA Customers include: NA	Supply chain consulting, transportation management, warehousing and distribution

e = estimate

NA = Not Applicable or Not Available
2015 numbers printed in purple

TRANSPORT TOPICS' Top 50 Logistics Companies is sponsored online by



In cooperation with:



Rank 2016	Rank 2015	Company	Net Revenue (in millions)	% Change	Gross Revenue (in millions)	% Change	Employees	Industry Expertise/Key Customers	Description of Services
11	9	UTi Worldwide Long Beach, Calif. (DSV Air & Sea Inc., Copenhagen, Denmark) Edward Feitzinger, CEO www.go2uti.com	\$1,330 ^e \$1,548	-14.1	\$3,696 ^e \$4,369	-15.4	NA 21,018	Aerospace and defense, automotive, chemicals, consumer packaged goods, computers and electronics, industrial and manufacturing, fashion and apparel, health care Customers include: NA	Air and ocean freight forwarding, custom brokerage, order fulfillment, returned goods management, supply chain consulting, transportation management, warehousing and distribution
12	11	Schneider Green Bay, Wis. Chris Lofgren, CEO www.schneider.com	\$1,275 ^e \$1,242 ^e	2.7	\$3,480 ^e \$3,393 ^e	2.6	NA NA	Automotive, building products, chemicals, consumer packaged goods, computers and electronics, durable goods, industrial and manufacturing, fashion and apparel, food and beverage, forest and paper products, health care, office equipment, oil and gas, publishing, retail, rubber and plastic products Customers include: NA	Dedicated contract carriage, freight brokerage, intermodal and drayage, inventory management and packaging, order fulfillment, returned goods management, supply chain consulting, transportation management, warehousing and distribution
13	13	Kuehne + Nagel Inc. Jersey City, N.J. (Kuehne + Nagel International AG) John Hextall, CEO, North America www.kn-portal.com	\$1,197 \$1,105 ^e	8.3	\$5,230 \$5,157 ^e	1.4	NA NA	Aerospace and defense, automotive, consumer packaged goods, computers and electronics, industrial and manufacturing, food and beverage, forest and paper products, health care, oil and gas, retail Customers include: NA	Air and ocean freight forwarding, custom brokerage, supply chain consulting, transportation management, warehousing and distribution
14	15	Penske Logistics Reading, Pa. (Penske Truck Leasing) Marc Althen, President www.penskelogistics.com	\$1,150 ^e \$915	25.7	\$1,430 ^e \$1,137	25.8	13,750 10,882	Automotive, building products, chemicals, consumer packaged goods, computers and electronics, durable goods, industrial and manufacturing, food and beverage, health care, retail Customers include: BMW, Ford, Kroger, Whirlpool, Nissan, PPG	Dedicated contract carriage, freight brokerage, supply chain consulting, transportation management, warehousing and distribution
15	16	NFI Cherry Hill, N.J. Sidney Brown, CEO www.nfiindustries.com	\$1,130 \$914 ^e	23.6	\$1,200 \$1,091 ^e	10	8,101 NA	Aerospace and defense, automotive, consumer packaged goods, computers and electronics, durable goods, industrial and manufacturing, fashion and apparel, food and beverage, forest and paper products, government, office equipment, retail Customers include: NA	Air and ocean freight forwarding, custom brokerage, dedicated contract carriage, freight brokerage, intermodal and drayage, inventory management and packaging, order fulfillment, supply chain consulting, transportation management, warehousing and distribution
16	14	Swift Transportation Phoenix (NYSE: SWFT) John Schreiber, Vice President of Logistics www.swifttrans.com	\$1,065 ^e \$1,045 ^e	1.9	\$1,418 ^e \$1,394 ^e	1.7	120 NA	Automotive, building products, consumer packaged goods, durable goods, industrial and manufacturing, fashion and apparel, food and beverage, forest and paper products, health care, office equipment, retail, rubber and plastic products, telecommunications Customers include: Chrysler, The Home Depot, Wal-Mart Stores	Custom brokerage, freight brokerage, transportation management, warehousing and distribution

e = estimate

NA = Not Applicable or Not Available
2015 numbers printed in purple

TRANSPORT TOPICS' Top 50 Logistics Companies is sponsored online by



In cooperation with:



Rank 2016	Rank 2015	Company	Net Revenue (in millions)	% Change	Gross Revenue (in millions)	% Change	Employees	Industry Expertise/Key Customers	Description of Services
17	20	DB Schenker USA Freeport, N.Y. (Deutsche Bahn AG, Essen, Germany) Malcolm Heath, CEO www.dbschenkerusa.com	\$898 \$774 ^e	16	\$2,687 \$2,615 ^e	2.8	NA 6,000	Aerospace and defense, automotive, chemicals, computers and electronics, industrial and manufacturing, food and beverage, health care, retail Customers include: Cisco, Procter & Gamble, Volkswagen Group	Air and ocean freight forwarding, custom brokerage, order fulfillment, transportation management, warehousing and distribution
18	19	Neovia Logistics Irvine, Texas (Rhone Capital) Daniel Spellman, President www.neovialogistics.com	\$860 \$800 ^e	7.5	NA NA	NA	NA NA	Aerospace and defense, automotive, chemicals, computers and electronics, durable goods, industrial and manufacturing, oil and gas, retail Customers include: NA	Order fulfillment, returned goods management, supply chain consulting, transportation management, warehousing and distribution
19	17	Werner Global Logistics Omaha, Neb. (Werner Enterprises) Derek Leathers, President and COO www.werner.com	\$826 \$844	-2.1	\$1,052 \$1,182	-11	4,933 4,632	Automotive, building products, consumer packaged goods, computers and electronics, durable goods, industrial and manufacturing, fashion and apparel, food and beverage, forest and paper products, office equipment, oil and gas, publishing, retail, rubber and plastic products, telecommunications Customers include: Dollar General, The Home Depot, Procter & Gamble, Target, Wal-Mart Stores	Air and ocean freight forwarding, custom brokerage, dedicated contract carriage, freight brokerage, intermodal and drayage, inventory management and packaging, order fulfillment, returned goods management, supply chain consulting, transportation management, warehousing and distribution
20	18	Ruan Des Moines, Iowa John Ruan III, Chairman www.ruan.com	\$816 \$805	1.4	\$869 \$848	2.5	5,558 5,595	Automotive, building products, chemicals, consumer packaged goods, durable goods, industrial and manufacturing, food and beverage, forest and paper products, health care, office equipment, retail, rubber and plastic products Customers include: Johnson Controls, Target, Kroger, Whole Foods, California Dairies Inc., HNI Corp., Bobcat, O'Neal Steel, Marmon Keystone, Airgas, Flowers Food, Praxair, Linde, C&S Wholesale Grocers, Ecolab, Safelite AutoGlass	Dedicated contract carriage, freight brokerage, intermodal and drayage, inventory management and packaging, order fulfillment, returned goods management, supply chain consulting, transportation management, warehousing and distribution
21		Lineage Logistics Irvine, Calif. Greg Lehmkuhl, CEO lineagelogistics.com	\$800 NA	NA	NA NA	NA	NA NA	Industrial and manufacturing, food and beverage Customers include: NA	Custom brokerage, dedicated contract carriage, inventory management and packaging, supply chain consulting, warehousing and distribution
22	24	OHL Brentwood, Tenn. (Geodis, Paris) Randy Curran, CEO www.ohl.com	\$732 ^e \$650 ^e	12.6	\$1,470 \$1,305	12.6	8,000 8,302	Automotive, chemicals, consumer packaged goods, durable goods, industrial and manufacturing, fashion and apparel, food and beverage, health care, publishing, retail Customers include: Apple, Nutrisystem, Red Bull, Starbucks, H&M	Air and ocean freight forwarding, custom brokerage, intermodal and drayage, order fulfillment, returned goods management, transportation management, warehousing and distribution

e = estimate







NA = Not Applicable or Not Available
2015 numbers printed in purple

TRANSPORT TOPICS' Top 50 Logistics Companies is sponsored online by



In cooperation with:



Rank 2016	Rank 2015	Company	Net Revenue (in millions)	% Change	Gross Revenue (in millions)	% Change	Employees	Industry Expertise/Key Customers	Description of Services
23	22	Cardinal Logistics Holdings Concord, N.C. (Centerbridge Partners) Tom White, Executive Chairman www.cardlog.com	\$681 \$681 ^e	0	NA NA	NA NA	NA NA	Automotive, food and beverage, retail Customers include: NA	Dedicated contract carriage, supply chain consulting, transportation management, warehousing and distribution
									
24	23	APL Logistics Scottsdale, Ariz. (Kintetsu World Express, Tokyo) Beat Simon, President www.aplogistics.com	\$660 ^e \$660 ^e	0	\$1,030 \$1,030	0	6,000 6,000	Automotive, consumer packaged goods, industrial and manufacturing, retail Customers include: General Motors, Nissan, Target, Nike, Colgate, Netgear, Emerson, DuPont	Air and ocean freight forwarding, custom brokerage, dedicated contract carriage, freight brokerage, intermodal and drayage, inventory management and packaging, order fulfillment, returned goods management, supply chain consulting, transportation management, warehousing and distribution
									
25	27	Kenco Group Chattanooga, Tenn. Jane Kennedy Greene, Chairman and CEO www.kencogroup.com	\$535 \$506	5.7	\$582 \$518	12.4	3,800 3,800	Automotive, building products, consumer packaged goods, computers and electronics, durable goods, industrial and manufacturing, fashion and apparel, food and beverage, forest and paper products, health care, office equipment, publishing, retail, rubber and plastic products Customers include: Mead-Johnson Nutrition, Whirlpool, DuPont, Stryker, Honeywell, Komatsu	Air and ocean freight forwarding, custom brokerage, dedicated contract carriage, freight brokerage, intermodal and drayage, inventory management and packaging, order fulfillment, returned goods management, supply chain consulting, transportation management, warehousing and distribution
									
26	26	Panalpina Inc. Morristown, N.J. (Panalpina Group, Basel, Switzerland) Peter Ulber, CEO www.panalpina.com	\$459 \$538	-14.7	\$2,784 \$2,463	13	NA NA	Automotive, chemicals, consumer packaged goods, computers and electronics, industrial and manufacturing, fashion and apparel, health care, retail, telecommunications Customers include: NA	Air and ocean freight forwarding, order fulfillment, returned goods management, supply chain consulting, transportation management, warehousing and distribution
									
27	33	Total Quality Logistics Cincinnati Ken Oaks, CEO www.tql.com	\$446 \$352	26.7	\$2,240 \$2,142	4.6	3,791 3,131	Aerospace and defense, automotive, building products, chemicals, consumer packaged goods, computers and electronics, durable goods, industrial and manufacturing, fashion and apparel, food and beverage, forest and paper products, government, health care, office equipment, oil and gas, publishing, retail, rubber and plastic products, telecommunications Customers include: NA	Freight brokerage, intermodal and drayage
									
28	30	Universal Truckload Services Inc. Warren, Mich. Jeff Rogers, CEO www.goutsi.com	\$444 \$449	-1.1	NA NA	NA	NA NA	Aerospace and defense, automotive, consumer packaged goods, industrial and manufacturing, government, oil and gas, retail Customers include: Cummins, General Motors, Nissan, General Electric, Wal-Mart Stores, Volvo, Case New Holland, Polaris Industries, Boeing	Air and ocean freight forwarding, custom brokerage, dedicated contract carriage, freight brokerage, intermodal and drayage, inventory management and packaging, order fulfillment, returned goods management, supply chain consulting, transportation management, warehousing and distribution
									

e = estimate







NA = Not Applicable or Not Available
2015 numbers printed in purple

TRANSPORT TOPICS' Top 50 Logistics Companies is sponsored online by



In cooperation with:



Rank 2016	Rank 2015	Company	Net Revenue (in millions)	% Change	Gross Revenue (in millions)	% Change	Employees	Industry Expertise/Key Customers	Description of Services
29	31	Hub Group Downers Grove, Ill. (Nasdaq: HUBG) David Yeager, Chairman and CEO www.hubgroup.com	\$413 \$370	11.6	\$3,526 \$3,571	-1.3	2,633 2,568	Chemicals, consumer packaged goods, durable goods, forest and paper products, retail Customers include: NA	Freight brokerage, intermodal and drayage, supply chain consulting, transportation management
									
30	34	DSC Logistics Des Plaines, Ill. Ann Drake, CEO www.dsclogistics.com	\$405 \$340 ^e	19.1	NA NA	NA	NA NA	Consumer packaged goods, computers and electronics, industrial and manufacturing, food and beverage, health care, publishing Customers include: Cardinal Health, Dow Brands, Kellogg Co., Kimberly-Clark, Lorillard, MeadWestvaco, Nabisco, Playtex, Segal, Starbucks, Sysco, Toys "R" Us, Whirlpool, Yamaha	Order fulfillment, supply chain consulting, transportation management, warehousing and distribution
									
31	32	Saddle Creek Logistics Services Lakeland, Fla. Clifford Otto, CEO www.sclogistics.com	\$390 \$358	8.9	NA NA	NA	2,587 2,453	Consumer packaged goods, computers and electronics, fashion and apparel, food and beverage, forest and paper products, health care, retail Customers include: Sam's Club, Altria, Pepsi Cola North America, Gallo, Brother International, Lowe's, Papa John's, Procter & Gamble	Dedicated contract carriage, freight brokerage, intermodal and drayage, inventory management and packaging, order fulfillment, returned goods management, supply chain consulting, transportation management, warehousing and distribution
									
32	28	U.S. Xpress Enterprises Chattanooga, Tenn. Max Fuller, Chairman and CEO www.usxpress.com	\$351 \$475 ^e	-26.1	\$508 \$618 ^e	-17.8	NA NA	Automotive, consumer packaged goods, industrial and manufacturing, food and beverage, retail Customers include: NA	Cross-border services, dedicated contract carriage, freight brokerage, intermodal and drayage, transportation management, warehousing and distribution
									
33	40	BDP International Philadelphia Richard Bolte Jr., Chairman and CEO www.bdpinternational.com	\$297 \$254 ^e	16.9	\$1,900 \$1,900	0	NA NA	Chemicals, consumer packaged goods, health care, oil and gas, retail Customers include: NA	Air and ocean freight forwarding, custom brokerage, order fulfillment, supply chain consulting, transportation management, warehousing and distribution
									
34	36	Landstar System Jacksonville, Fla. (Nasdaq: LSTR) Jim Gattoni, CEO www.landstar.com	\$292 ^e \$270 ^e	8.1	\$1,760 ^e \$1,624	8.4	1,223 NA	Aerospace and defense, automotive, building products, chemicals, consumer packaged goods, computers and electronics, durable goods, industrial and manufacturing, fashion and apparel, food and beverage, forest and paper products, government, health care, office equipment, retail, rubber and plastic products Customers include: NA	Air and ocean freight forwarding, custom brokerage, dedicated contract carriage, freight brokerage, intermodal and drayage, supply chain consulting, transportation management
									

e = estimate

NA = Not Applicable or Not Available
2015 numbers printed in purple

TRANSPORT TOPICS' Top 50 Logistics Companies is sponsored online by



In cooperation with:



Rank 2016	Rank 2015	Company	Net Revenue (in millions)	% Change	Gross Revenue (in millions)	% Change	Employees	Industry Expertise/Key Customers	Description of Services
35	45	Echo Global Logistics Chicago (Nasdaq: ECHO) Douglas Waggoner, Chairman and CEO www.echo.com	\$290 \$208	39.4	\$1,512 \$1,173	28.9	2,335 1,734	Aerospace and defense, automotive, building products, chemicals, consumer packaged goods, computers and electronics, durable goods, industrial and manufacturing, fashion and apparel, food and beverage, forest and paper products, health care, office equipment, oil and gas, publishing, retail, rubber and plastic products Customers include: Daktronics, Samuel Strapping, Culligan, Guthy Renker, Greenheck	Air and ocean freight forwarding, dedicated contract carriage, freight brokerage, intermodal and drayage, supply chain consulting, transportation management
36	35	Toll Global Forwarding Carteret, N.J. (Japan Post Co., Tokyo) Myles O'Brien, CEO Americas www.tollgroup.com	\$285 \$297 ^e	-4	\$1,448 \$1,468 ^e	-1.4	NA NA	Aerospace and defense, automotive, chemicals, computers and electronics, food and beverage, forest and paper products, government, health care, oil and gas, publishing Customers include: NA	Air and ocean freight forwarding, custom brokerage, supply chain consulting, transportation management
37	37	Performance Team El Segundo, Calif. Craig Kaplan, CEO www.ptgt.net	\$278 \$261	6.5	\$279 \$263	6.1	4,300 3,845	Automotive, computers and electronics, industrial and manufacturing, fashion and apparel, retail Customers include: Kohl's, Nike, Kenneth Cole, Li & Fung, Limited Stores	Dedicated contract carriage, freight brokerage, intermodal and drayage, inventory management and packaging, order fulfillment, returned goods management, supply chain consulting, transportation management, warehousing and distribution
38	38	Burris Logistics Milford, Del. Donnan Burris, CEO www.burrislogistics.com	\$275 \$256	7.4	\$3,524 NA	NA	NA NA	Consumer packaged goods, food and beverage, retail Customers include: NA	Dedicated contract carriage, freight brokerage, transportation management, warehousing and distribution
39	42	Preferred Freezer Services Chatham, N.J. John Galihier, CEO www.preferredfreezer.com	\$265 ^e \$225 ^e	17.8	\$324 \$275 ^e	17.8	1,525 1,800	Consumer packaged goods, food and beverage Customers include: The Fishin' Co., Lamb Weston Logistics, Chicken of The Sea, Aqua Star, C.H. Robinson Worldwide	Dedicated contract carriage, freight brokerage, intermodal and drayage, inventory management and packaging, order fulfillment, returned goods management, transportation management, warehousing and distribution
40		Apex Logistics International Compton, Calif. Elsie Qian, CEO www.apexglobe.com	\$255 ^e NA	NA	\$613 NA	NA	NA NA	NA Customers include: NA	Air and ocean freight forwarding, cross-border services, custom brokerage, freight brokerage, supply chain consulting, transportation management, warehousing and distribution







e = estimate

NA = Not Applicable or Not Available
2015 numbers printed in purple

TRANSPORT TOPICS' **Top 50 Logistics Companies** is sponsored online by



In cooperation with: ARMSTRONG & ASSOCIATES, INC.

Rank 2016	Rank 2015	Company	Net Revenue (in millions)	% Change	Gross Revenue (in millions)	% Change	Employees	Industry Expertise/Key Customers	Description of Services
41	41	Cowan Logistics Baltimore Joseph Cowan, CEO www.cowansystems.com 	\$252 \$240	5	\$347 \$346	0.3	1,258 NA	Automotive, building products, chemicals, consumer packaged goods, computers and electronics, durable goods, industrial and manufacturing, fashion and apparel, food and beverage, forest and paper products, government, health care, office equipment, publishing, retail, rubber and plastic products, telecommunications Customers include: NA	Custom brokerage, dedicated contract carriage, freight brokerage, intermodal and drayage, inventory management and packaging, order fulfillment, supply chain consulting, transportation management, warehousing and distribution
42	29	Fidelitone Wauconda, Ill. Josh Johnson, COO www.fidelitone.com 	\$235 \$454	-48.2	\$245 \$463	-47.1	690 715	Building products, computers and electronics, industrial and manufacturing, office equipment, retail Customers include: Cincinnati Bell, Best Buy, Dot & Bo, Ethicon Endo-Surgery, Jerdon Style, Restoration Hardware, Sears, Home Depot, The Naked Bee, Wayfair, Williams-Sonoma	Air and ocean freight forwarding, dedicated contract carriage, freight brokerage, inventory management and packaging, order fulfillment, returned goods management, transportation management, warehousing and distribution
43		Estenson Logistics Mesa, Ariz. Tim Estenson, CEO www.goelc.com 	\$226 NA	NA	\$226 NA	NA	NA NA	Building products, consumer packaged goods, industrial and manufacturing, food and beverage, office equipment Customers include: NA	Dedicated contract carriage, freight brokerage, supply chain consulting, transportation management
44	47	Crane Worldwide Logistics Houston Jim Crane, Chairman John Magee, CEO www.cranewww.com 	\$217 \$183 ^e	18.6	\$654 \$689 ^e	-5.1	NA NA	Aerospace and defense, automotive, industrial and manufacturing, health care, retail, telecommunications Customers include: NA	Air and ocean freight forwarding, custom brokerage, intermodal and drayage, supply chain consulting
45	44	Averitt Express Cookeville, Tenn. Gary Sasser, Chairman and CEO www.averittexpress.com 	\$204 \$210 ^e	-2.9	\$396 \$365	8.5	NA NA	Automotive, computers and electronics, durable goods, industrial and manufacturing, fashion and apparel, food and beverage, office equipment, retail, rubber and plastic products, telecommunications Customers include: Mercedes-Benz, Dollar General, Trane/Ingersoll Rand, Nissan, General Electric	Air and ocean freight forwarding, custom brokerage, dedicated contract carriage, freight brokerage, intermodal and drayage, inventory management and packaging, order fulfillment, returned goods management, supply chain consulting, transportation management, warehousing and distribution
46		Worldwide Express Dallas David Kiger, Chairman wwex.com 	\$200 ^e NA	NA	\$750 NA	NA	NA NA	NA Customers include: NA	Freight brokerage

e = estimate

NA = Not Applicable or Not Available
2015 numbers printed in purple

TRANSPORT TOPICS' Top 50 Logistics Companies is sponsored online by



In cooperation with:



Rank 2016	Rank 2015	Company	Net Revenue (in millions)	% Change	Gross Revenue (in millions)	% Change	Employees	Industry Expertise/Key Customers	Description of Services
47		Port Logistics Group City of Industry, Calif. Bob Stull, CEO <i>www.portlogisticsgroup.com</i>	\$190 NA	NA	\$200 NA	NA	2,500 NA	Automotive, consumer packaged goods, computers and electronics, fashion and apparel, retail Customers include: Macy's, Bed Bath & Beyond, H&M, Jones N.Y., American Essentials/McGregor, SodaStream, Starbucks	Dedicated contract carriage, freight brokerage, intermodal and drayage, inventory management and packaging, order fulfillment, returned goods management, transportation management, warehousing and distribution
48		Radiant Logistics Bellevue, Wash. (NYSE: RLG) Bohn Crain, Chairman and CEO <i>radiantdelivers.com</i>	\$189 \$185	2.2%	\$872 \$830	5.1%	NA NA	Automotive, consumer packaged goods, computers and electronics, industrial and manufacturing, government, health care, oil and gas, retail Customers include: NA	Air and ocean freight forwarding, cross-border services, custom brokerage, dedicated contract carriage, supply chain consulting, transportation management, warehousing and distribution
49	43	SCI Group Toronto (Canada Post Group) John Ferguson, CEO <i>www.scilogistics.com</i>	\$187 \$212 ^e	-11.8	\$189 \$213 ^e	-11.3	NA 1,800	Computers and electronics, health care, retail, telecommunications Customers include: Bell Canada, Canada Post, Dollar Tree, Rogers Communications, Sears Canada, Toys R Us, Wal-Mart Stores	Dedicated contract carriage, order fulfillment, returned goods management, transportation management, warehousing and distribution
50	48	Odyssey Logistics & Technology Danbury, Conn. Bob Shellman, CEO <i>www.odysseylogistics.com</i>	\$180 ^e \$180 ^e	0	\$590 ^e \$590 ^e	0	NA NA	Chemicals, consumer packaged goods, industrial and manufacturing, food and beverage, health care, retail Customers include: NA	Air and ocean freight forwarding, freight brokerage, order fulfillment, supply chain consulting, transportation management, warehousing and distribution
50	50	Agility Logistics Irvine, Calif. (Agility Global Integrated Logistics Barr, Switzerland) Francesc Casamitjana, CEO, Americas <i>www.agility.com</i>	\$180 ^e \$175 ^e	2.9	\$774 ^e \$795 ^e	-2.6	NA NA	Automotive, chemicals, consumer packaged goods, computers and electronics, industrial and manufacturing, government, health care, oil and gas, retail Customers include: NA	Air and ocean freight forwarding, supply chain consulting, warehousing and distribution

e = estimate

NA = Not Applicable or Not Available
2015 numbers printed in purple

TRANSPORT TOPICS' **Top 50 Logistics Companies** is sponsored online by



In cooperation with: ARMSTRONG & ASSOCIATES, INC.

Top Freight Brokerage Firms

Companies listed are ranked based on net revenue and include a description of the types of freight handled and, if available, the number of loads or shipments, shown in parenthesis, for the latest 12-month period.

1 C.H. Robinson Worldwide

Net Revenue: Gross Revenue:
\$1.7 billion \$12.0 billion
air/expedited, rail intermodal, LTL,
dry van TL, refrigerated, flatbed/
heavy haul, bulk/tank

2 Total Quality Logistics

Net Revenue: Gross Revenue:
\$445.6 million \$2.2 billion
rail intermodal, LTL, dry van TL,
refrigerated, flatbed/heavy haul

3 XPO Logistics Inc.

Net Revenue: Gross Revenue:
\$342 million \$1.8 billion
air/expedited, rail intermodal, LTL,
dry van TL, refrigerated, flatbed/
heavy haul

4 Echo Global Logistics

Net Revenue: Gross Revenue:
\$290.3 million \$1.5 billion
air/expedited, rail intermodal, LTL,
dry van TL, refrigerated, flatbed/
heavy haul, bulk/tank

5 Coyote Logistics

Net Revenue: Gross Revenue:
\$280 million \$2.3 billion
rail intermodal, LTL, dry van TL,
refrigerated, flatbed/heavy haul

6 Landstar System

Net Revenue: Gross Revenue:
\$272 million \$1.6 billion
air/expedited, rail intermodal, LTL,
dry van TL, parcel, refrigerated, flatbed/
heavy haul

7 Worldwide Express

Net Revenue: Gross Revenue:
\$200 million \$750 million
air/expedited, rail intermodal, LTL,
dry van TL, parcel, refrigerated,
flatbed/heavy haul

8 Mode Transportation

Net Revenue: Gross Revenue:
\$118.6 million \$928.7 million
rail intermodal, LTL, dry van TL,
refrigerated, flatbed/heavy haul

9 J.B. Hunt Integrated Capacity Solutions

Net Revenue: Gross Revenue:
\$112 million \$699.5 million
air expedited, rail intermodal, LTL,
dry van TL, refrigerated, flatbed/
heavy haul, bulk/tank

10 Yusen Logistics (Americas) Inc.

Net Revenue: Gross Revenue:
\$99 million \$767 million
air/expedited, rail intermodal, LTL,
dry van TL, refrigerated, parcel

11 Unishippers Global Logistics

Net Revenue: Gross Revenue:
\$95.5 million \$451 million
air/expedited, rail intermodal, LTL,
dry van TL, refrigerated, flatbed/
heavy haul

12 GlobalTranz Enterprises

Net Revenue: Gross Revenue:
\$89 million \$484 million
air/expedited, rail intermodal, LTL,
dry van TL, refrigerated, flatbed/
heavy haul

13 Roadrunner Transportation Systems

Net Revenue: Gross Revenue:
\$84.7 million \$330.3 million
rail intermodal, LTL, dry van TL,
refrigerated, flatbed/heavy haul,
bulk/tank, parcel

14 BNSF Logistics

Net Revenue: Gross Revenue:
\$83 million \$610 million
air/expedited, rail intermodal
(13,750), LTL (33,000), dry van TL
(350,000), refrigerated (28,000),
flatbed/heavy haul (77,000)

15 Transplace

Net Revenue: Gross Revenue:
\$81 million \$670 million
air/expedited, rail intermodal, LTL,
dry van TL, refrigerated, flatbed/
heavy haul, bulk/tank

16 England Logistics

Net Revenue: Gross Revenue:
\$77.9 million \$427.6 million
rail intermodal (1,800), LTL (68,000),
dry van TL (66,000), refrigerated
(32,000), flatbed/heavy haul (7,300)

17 Allen Lund Co.

Net Revenue: Gross Revenue:
\$69.9 million \$451.2 million
rail intermodal (419), LTL (73,512),
bulk/tank (8)

18 ReTrans Inc.

Net Revenue: Gross Revenue:
\$68 million \$454 million
air/expedited, rail intermodal, LTL,
dry van TL, refrigerated, flatbed/
heavy haul

19 Werner Global Logistics

Net Revenue: Gross Revenue:
\$61 million \$393.2 million
air/expedited, rail intermodal, LTL,
dry van TL, refrigerated, flatbed/
heavy haul, bulk/tank

20 Trinity Logistics

Net Revenue: Gross Revenue:
\$56 million \$358 million
air/expedited, rail intermodal, LTL,
dry van TL, refrigerated, flatbed/
heavy haul, bulk/tank

21 ABF Logistics

Net Revenue: Gross Revenue:
\$55 million \$308 million
rail intermodal, LTL, dry van TL,
refrigerated

22 TTS

Net Revenue: Gross Revenue:
\$53.2 million \$456.5 million
air/expedited (5,453), rail intermodal
(59,270), LTL (46,617), dry van TL
(137,062), parcel (1,666)

23 PLS Logistics

Net Revenue: Gross Revenue:
\$53 million \$527 million
air/expedited, rail intermodal, LTL,
dry van TL, refrigerated, flatbed/
heavy haul, bulk/tank

24 Sunteck Transport Group

Net Revenue: Gross Revenue:
\$52 million \$269 million
air/expedited, rail intermodal, LTL,
dry van TL, refrigerated, flatbed/
heavy haul

25 FLS Transportation Services

Net Revenue: Gross Revenue:
\$50 million \$322 million
dry van TL, flatbed/heavy haul, LTL,
refrigerated

26 Market Transport Services

Net Revenue: Gross Revenue:
\$42 million \$310 million
rail intermodal, LTL, dry van TL,
refrigerated

27 Matson Logistics Services

Net Revenue: Gross Revenue:
\$38 million \$387 million
air/expedited, rail intermodal, LTL,
dry van TL, refrigerated, flatbed/
heavy haul

28 Knight Transportation

Net Revenue: Gross Revenue:
\$37.9 million \$231 million
rail intermodal, LTL, dry van TL,
refrigerated, flatbed/heavy haul

29 Redwood Logistics

Net Revenue: Gross Revenue:
\$37.5 million \$250 million
air/expedited, rail intermodal, LTL,
refrigerated, flatbed/heavy haul,
bulk/tank

30 ATS Logistics Services

Net Revenue: Gross Revenue:
\$37.1 million \$244 million
air/expedited, LTL, dry van TL,
refrigerated, flatbed/heavy haul

31 John J. Jerue Truck Broker

Net Revenue: Gross Revenue:
\$35 million \$250 million
NA

32 Choptank Transport

Net Revenue: Gross Revenue:
\$34 million \$225 million
rail intermodal, LTL, dry van TL,
refrigerated

33 Patterson Cos.

Net Revenue: Gross Revenue:
\$33 million \$195 million
air/expedited, LTL, dry van TL,
refrigerated, flatbed/heavy haul

34 AFN

Net Revenue: Gross Revenue:
\$31 million \$196 million
NA

35 Nolan Transportation Group

Net Revenue: Gross Revenue:
\$30.7 million \$196.5 million
air/expedited (5,136), rail intermodal
(12,720), LTL (13,496), dry van TL
(77,180), refrigerated (7,166),
flatbed/heavy haul (21,404)

36 Cornerstone Systems

Net Revenue: Gross Revenue:
\$29 million \$254 million
rail intermodal, LTL, dry van TL,
refrigerated, flatbed/heavy haul

37 USAT Logistics

Net Revenue: Gross Revenue:
\$28.5 million \$153.5 million
dry van TL, refrigerated, LTL, air/
expedited, rail intermodal, flatbed/
heavy haul

38 Champion Logistics Group

Net Revenue: Gross Revenue:
\$27 million \$71 million
air/expedited, LTL, dry van TL,
refrigerated, flatbed/heavy haul,
bulk/tank (900), parcel

39 Strive Logistics

Net Revenue: Gross Revenue:
\$26 million \$176.2 million
LTL, dry van TL, refrigerated,
flatbed/heavy haul

40 Integrity Express Logistics

Net Revenue: Gross Revenue:
\$25 million \$125 million
dry van TL, refrigerated, LTL,
flatbed/heavy haul

NA = Not Applicable or Not Available

TRANSPORT TOPICS' Top 50 Logistics Companies is sponsored online by



In cooperation with: ARMSTRONG & ASSOCIATES, INC.

Top Freight Brokerage Firms

41 Diversified Transportation Services

Net Revenue: Gross Revenue:
\$20 million \$130 million
air/expressed, rail intermodal, LTL, dry van TL, refrigerated, flatbed/heavy haul, bulk/tank

41 NFI

Net Revenue: Gross Revenue:
\$20 million \$219 million
rail intermodal, LTL, dry van TL, refrigerated

43 Network FOB

Net Revenue: Gross Revenue:
\$18.8 million \$101.1 million
dry van TL (20,000), refrigerated (4,100), LTL (6,000), flatbed/heavy haul (25,000)

44 MegaCorp Logistics

Net Revenue: Gross Revenue:
\$18.7 million \$112.6 million
air/expressed (2,489), rail intermodal (1,493), LTL (2,987), dry van TL (17,924), refrigerated (20,912), flatbed/heavy haul (4,481)

45 Scott Logistics Corp.

Net Revenue: Gross Revenue:
\$18 million \$113 million
rail intermodal, LTL, dry van TL, refrigerated, flatbed/heavy haul

45 Celadon Group

Net Revenue: Gross Revenue:
\$18 million \$123 million
rail intermodal, LTL, dry van TL, refrigerated, flatbed/heavy haul

47 Global Transport Logistics

Net Revenue: Gross Revenue:
\$15 million \$30 million
air/expressed, rail intermodal, LTL, dry van TL, refrigerated

47 Triple T Transport

Net Revenue: Gross Revenue:
\$15 million \$100 million
dry van TL, refrigerated, LTL

47 Swift Logistics

Net Revenue: Gross Revenue:
\$15 million \$100 million
dry van TL (40,000), refrigerated (10,000), flatbed/heavy haul (10,000)

50 MIQ Logistics

Net Revenue: Gross Revenue:
\$14 million \$214 million
air/expressed (2,560), rail intermodal (2,895), LTL (381,041), dry van TL (209,395), parcel (13,397)

50 Genpro Inc.

Net Revenue: Gross Revenue:
\$14 million \$130 million
dry van TL, flatbed/heavy haul, LTL, rail intermodal, refrigerated

52 Syfan Logistics

Net Revenue: Gross Revenue:
\$13.4 million \$78.7 million
air/expressed, rail intermodal, dry van TL, refrigerated, flatbed/heavy haul, parcel

53 R2 Logistics

Net Revenue: Gross Revenue:
\$13 million \$90.5 million
NA

54 Koch Logistics

Net Revenue: Gross Revenue:
\$12.5 million \$85 million
NA

55 Bay and Bay Transportation

Net Revenue: Gross Revenue:
\$12 million \$71 million
rail intermodal (4,600), LTL (4,800), dry van TL (26,000), refrigerated (4,100), flatbed/heavy haul (3,500)

56 TransCorr National Logistics

Net Revenue: Gross Revenue:
\$11.7 million \$73.9 million
rail intermodal (250), LTL (7,350), dry van TL (74,900), refrigerated (125), flatbed/heavy haul (3,300)

57 Ruan

Net Revenue: Gross Revenue:
\$11 million \$75 million
rail intermodal (40,782), LTL (45,477), dry van TL (295,803), refrigerated (258,638), flatbed/heavy haul (183,191), bulk/tank (561,792)

58 Leonard's Express

Net Revenue: Gross Revenue:
\$10.7 million \$97.4 million
rail intermodal (920), LTL (15,102), dry van TL (23,047), refrigerated (34,572)

59 J.H. Rose Logistics

Net Revenue: Gross Revenue:
\$10.5 million \$70 million
rail intermodal, LTL, dry van TL, refrigerated

60 Johanson Transportation Service

Net Revenue: Gross Revenue:
\$10 million \$69 million
air/expressed (11), rail intermodal (1,000), LTL (44,120), dry van TL (7,884), refrigerated (20,083)

60 RMX Global Logistics

Net Revenue: Gross Revenue:
\$10 million \$65.1 million
air/expressed, rail intermodal, LTL, dry van TL, refrigerated, flatbed/heavy haul

60 Covenant Transport Solutions

Net Revenue: Gross Revenue:
\$10 million \$68 million
NA

60 Cowan Logistics

Net Revenue: Gross Revenue:
\$10 million \$65 million
dry van TL (45,400)

64 M2 Logistics

Net Revenue: Gross Revenue:
\$9.2 million \$66.5 million
air/expressed, rail intermodal, LTL, dry van TL, refrigerated, flatbed/heavy haul

65 Marten Transport Ltd.

Net Revenue: Gross Revenue:
\$9 million \$63.9 million
dry van TL, refrigerated (40,948), rail intermodal

66 Logistics Plus

Net Revenue: Gross Revenue:
\$8 million \$40 million
air/expressed (1,200), rail intermodal (1,000), LTL (46,000), dry van TL (40,100), refrigerated (5,000), flatbed/heavy haul (28,000), bulk/tank (900), parcel (10,000)

67 Kingsgate Transportation Services

Net Revenue: Gross Revenue:
\$7.5 million \$50 million
air/expressed, rail intermodal, LTL, dry van TL, refrigerated, flatbed/heavy haul, bulk/tank

68 Eagle Transportation

Net Revenue: Gross Revenue:
\$7.4 million \$49.7 million
dry van TL (1,190), refrigerated (25,304), flatbed/heavy haul (4,872)

69 Bolt Express

Net Revenue: Gross Revenue:
\$7 million \$50 million
dry van TL

69 Kenco Group

Net Revenue: Gross Revenue:
\$7 million \$47 million
air/expressed (6,480), rail intermodal (27), LTL (98,817), dry van TL (38,801), refrigerated (284), flatbed/heavy haul (190), bulk/tank (50), parcel (375,958)

69 Fetch Logistics

Net Revenue: Gross Revenue:
\$7 million \$36 million
rail intermodal, LTL, dry van TL

72 Saddle Creek Logistics Services

Net Revenue: Gross Revenue:
\$5.5 million \$38 million

air/expressed (167), rail intermodal (302), LTL (40,641), dry van TL (253,749), parcel (18,304,431)

73 Dupre' Logistics

Net Revenue: Gross Revenue:
\$5.3 million \$38.8 million
rail intermodal (541), LTL (89), dry van TL (10,398), refrigerated (1,543), flatbed/heavy haul (1,414), bulk/tank (7,579)

74 Freight Management

Net Revenue: Gross Revenue:
\$4.5 million \$72 million
NA

75 Legion Logistics

Net Revenue: Gross Revenue:
\$4.2 million \$26.4 million
NA

76 Atlas Logistics

Net Revenue: Gross Revenue:
\$4 million \$25.5 million
air/expressed (20), rail intermodal (15), LTL (9,318), dry van TL (3,354), refrigerated (20), flatbed/heavy haul (75)

77 Knichel Logistics

Net Revenue: Gross Revenue:
\$3.9 million \$47.1 million
rail intermodal, LTL, dry van TL, refrigerated

78 Rockfarm Logistics

Net Revenue: Gross Revenue:
\$3.5 million \$25 million
air/expressed, rail intermodal, LTL, dry van TL, refrigerated, parcel

78 ProTrans

Net Revenue: Gross Revenue:
\$3.5 million \$18 million
NA

NA = Not Applicable or Not Available

TRANSPORT TOPICS' Top 50 Logistics Companies is sponsored online by



In cooperation with: ARMSTRONG & ASSOCIATES, INC.

Top Freight Brokerage Firms

80 Roehl Logistics

Net Revenue: \$3 million
Gross Revenue: \$23 million
rail intermodal, LTL, dry van TL, refrigerated, flatbed/heavy haul

80 GHC Services

Net Revenue: \$3 million
Gross Revenue: \$19.9 million
NA

82 Glen Rose Transportation

Net Revenue: \$2.6 million
Gross Revenue: \$15.5 million
NA

82 Barton Logistics

Net Revenue: \$2.6 million
Gross Revenue: \$19.8 million
dry van TL, LTL, refrigerated, flatbed/heavy haul

84 Addison Transportation

Net Revenue: \$2.4 million
Gross Revenue: \$17 million
rail intermodal, LTL, dry van TL, refrigerated, flatbed/heavy haul

85 Bridge Logistics

Net Revenue: \$2 million
Gross Revenue: \$16 million
NA

86 Snowland Freight Services

Net Revenue: \$1.9 million
Gross Revenue: \$9 million
LTL, dry van TL, refrigerated

87 Verst Group Logistics

Net Revenue: \$1.6 million
Gross Revenue: \$11.6 million
air/expedited (1,000), LTL (1,000), dry van TL (36,000), refrigerated (3,000)

88 Port Logistics Group

Net Revenue: \$1.5 million
Gross Revenue: \$10 million
air/expedited, rail intermodal, LTL, dry van TL, refrigerated, flatbed/heavy haul

88 Ease Logistics

Net Revenue: \$1.5 million
Gross Revenue: \$10.3 million
air/expedited, rail intermodal, LTL, dry van TL, refrigerated

88 Fidelitone

Net Revenue: \$1.5 million
Gross Revenue: \$10 million
air/expedited (70), LTL (28,000), dry van TL (1,200), parcel (500,000)

91 Performance Team

Net Revenue: \$0.7 million
Gross Revenue: \$1 million
air/expedited (8,080), rail intermodal (47,735), LTL (220,000), dry van TL (10,000), parcel (7,800,000)

91 U.S. Freight

Net Revenue: \$0.7 million
Gross Revenue: \$17 million
refrigerated (3,500), flatbed/heavy haul (500)

Sources: Armstrong & Associates Inc. and company reports.

Editor's Note: List was updated April 20, 2016, to include USAT Logistics, the new name for USA Truck Strategic Capacity Solutions, at No. 37. The company was inadvertently left off the list published in the April 4 edition of TRANSPORT TOPICS.

Top Dedicated Contract Carriers

1 J.B. Hunt Transport Services

Total Power Units: 7,208

2 Swift Transportation

Total Power Units: 4,890

3 Ryder Supply Chain Solutions

Total Power Units: 4,540

4 XPO Logistics Inc.

Total Power Units: 4,210

5 Werner Global Logistics

Total Power Units: 3,580

6 Ruan

Total Power Units: 3,501

7 Penske Logistics

Total Power Units: 2,782

8 NFI

Total Power Units: 2,305

9 U.S. Xpress Enterprises

Total Power Units: 1,800

10 UPS Supply Chain Solutions

Total Power Units: 1,382

11 Averitt Express Inc.

Total Power Units: 1,198

12 Estenson Logistics

Total Power Units: 1,140

13 Universal Truckload Services Inc.

Total Power Units: 965

14 Performance Team

Total Power Units: 910

15 DHL Supply Chain

Total Power Units: 865

16 Marten Transport Ltd.

Total Power Units: 820

17 Cowan Logistics

Total Power Units: 766

18 Celadon Group

Total Power Units: 700

19 TTS

Total Power Units: 605

20 Ceva Logistics

Total Power Units: 604

21 Dupre' Logistics

Total Power Units: 600

22 AIM Integrated Logistics

Total Power Units: 515

23 CRST Dedicated

Total Power Units: 500

23 Bay and Bay Transportation

Total Power Units: 500

25 Lily Dedicated Logistics Systems

Total Power Units: 415

26 Crane Worldwide Logistics

Total Power Units: 371

27 Interstate Distributor Co.

Total Power Units: 365

28 Warehouse Services Inc.

Total Power Units: 314

29 Landair Dedicated

Total Power Units: 280

30 Fidelitone

Total Power Units: 191

31 Saddle Creek Logistics Services

Total Power Units: 178

32 Kenco Group

Total Power Units: 167

33 East Coast Warehouse & Distribution

Total Power Units: 140

34 Keller Logistics Group

Total Power Units: 115

35 Allen Lund Co.

Total Power Units: 110

36 Leonard's Express

Total Power Units: 100

37 Verst Group Logistics

Total Power Units: 85

38 Port Logistics Group

Total Power Units: 75

39 Bolt Express

Total Power Units: 60

40 D+S Distribution

Total Power Units: 36

41 Kane Is Able Inc.

Total Power Units: 35

42 Weber Logistics

Total Power Units: 34

43 Barton Logistics

Total Power Units: 30

44 Integrity Express Logistics

Total Power Units: 12

45 Preferred Freezer Services

Total Power Units: 6

Sources: Armstrong & Associates Inc. and company reports.

NA = Not Applicable or Not Available

TRANSPORT TOPICS' Top 50 Logistics Companies is sponsored online by



In cooperation with: ARMSTRONG & ASSOCIATES, INC.

Top Warehousing Firms

1 DHL Supply Chain Total Space: 115 million square feet Number of warehouses: 417	12 Lineage Logistics Total Space: 26 million square feet Number of warehouses: 113	24 Kane Is Able Inc. Total Space: 8 million square feet Number of warehouses: 25	37 Comprehensive Logistics Total Space: 4.7 million square feet Number of warehouses: 14	49 Burris Logistics Total Space: 2.6 million square feet Number of warehouses: 17
2 XPO Logistics Inc. Total Space: 65 million square feet Number of warehouses: 298	14 Neovia Logistics Total Space: 24 million square feet Number of warehouses: 112	26 Preferred Freezer Services Total Space: 7.4 million square feet Number of warehouses: 35	38 VersaCold Logistics Services Total Space: 4.4 million square feet Number of warehouses: 33	50 Weber Logistics Total Space: 2.5 million square feet Number of warehouses: 10
3 FedEx Corp. Total Space: 43 million square feet Number of warehouses: 180	15 DSC Logistics Total Space: 23 million square feet Number of warehouses: 63	27 Performance Team Total Space: 7 million square feet Number of warehouses: 25	39 D+S Distribution Total Space: 4 million square feet Number of warehouses: 21	51 A & R Logistics Total Space: 2.2 million square feet Number of warehouses: 10
4 Americold Logistics Total Space: 40 million square feet Number of warehouses: 180	16 Penske Logistics Total Space: 21 million square feet Number of warehouses: 81	28 Legacy Supply Chain Services Total Space: 6.5 million square feet Number of warehouses: 42	39 Averitt Express Inc. Total Space: 4 million square feet Number of warehouses: 107	52 Matson Logistics Services Total Space: 2.1 million square feet Number of warehouses: 6
4 Ryder Supply Chain Solutions Total Space: 40 million square feet Number of warehouses: 279	17 Saddle Creek Logistics Services Total Space: 17.1 million square feet Number of warehouses: 41	29 Schneider Total Space: 6 million square feet Number of warehouses: 12	41 RGL Logistics Total Space: 3.5 million square feet Number of warehouses: 15	53 Evans Distribution Systems Total Space: 2 million square feet Number of warehouses: 11
6 OHL Total Space: 36 million square feet Number of warehouses: 130	18 Kuehne + Nagel Inc. Total Space: 15.1 million square feet Number of warehouses: 75	29 Port Logistics Group Total Space: 6 million square feet Number of warehouses: 15	42 SCI Group Total Space: 3.2 million square feet Number of warehouses: 30	54 Fidelitone Total Space: 1.6 million square feet Number of warehouses: 35
7 Ceva Logistics Total Space: 33 million square feet Number of warehouses: 164	19 Warehouse Services Inc. Total Space: 14 million square feet Number of warehouses: 30	29 WOW Logistics Total Space: 6 million square feet Number of warehouses: 20	43 Keller Logistics Group Total Space: 3 million square feet Number of warehouses: 8	55 Hellmann Worldwide Logistics Total Space: 1.5 million square feet Number of warehouses: 20
8 UPS Supply Chain Solutions Total Space: 32.2 million square feet Number of warehouses: 535	19 WSI Inc. Total Space: 14 million square feet Number of warehouses: 52	32 Syncreon Holdings Total Space: 5.5 million square feet Number of warehouses: 47	43 Barrett Distribution Total Space: 3 million square feet Number of warehouses: 14	56 East Coast Warehouse & Distribution Total Space: 1.4 million square feet Number of warehouses: 2
9 Kenco Group Total Space: 31 million square feet Number of warehouses: 90	21 Ingram Micro Logistics Total Space: 12.4 million square feet Number of warehouses: 132	33 Universal Truckload Services Inc. Total Space: 5.1 million square feet Number of warehouses: 48	43 Wagner Logistics Total Space: 3 million square feet Number of warehouses: 13	57 Bender Group Total Space: 1.2 million square feet Number of warehouses: 6
10 NFI Total Space: 27.5 million square feet Number of warehouses: 90	22 APL Logistics Total Space: 10.7 million square feet Number of warehouses: 35	34 Landair Dedicated Total Space: 5 million square feet Number of warehouses: 12	43 Yusen Logistics (Americas) Inc. Total Space: 3 million square feet Number of warehouses: 64	58 IEDS Logistics Total Space: 1 million square feet Number of warehouses: 11
11 DB Schenker USA Total Space: 27 million square feet Number of warehouses: 82	23 United States Cold Storage Total Space: 8.9 million square feet Number of warehouses: 35	34 Verst Group Logistics Total Space: 5 million square feet Number of warehouses: 19	43 Celadon Group Total Space: 3 million square feet Number of warehouses: 13	59 Ruan Total Space: 0.5 million square feet Number of warehouses: 3
12 UTi Worldwide Total Space: 26 million square feet Number of warehouses: 230	24 Technicolor Global Logistics Total Space: 8 million square feet Number of warehouses: 21	34 United Facilities Total Space: 5 million square feet Number of warehouses: 9	48 Pilot Freight Services Total Space: 2.8 million square feet Number of warehouses: 70	60 MIQ Logistics Total Space: 0.4 million square feet Number of warehouses: 11

Sources: Armstrong & Associates Inc. and company reports.

Editor's note: List was updated April 29 to include East Coast Warehouse & Distribution at No. 56.

NA = Not Applicable or Not Available

TRANSPORT TOPICS' **Top 50 Logistics Companies** is sponsored online by



In cooperation with: ARMSTRONG & ASSOCIATES, INC.

Top Ocean Freight Forwarders (20-foot equivalent units)

1 Kuehne + Nagel Inc. Ocean Containers: 3,820,000 Headquarters: Switzerland	11 Kerry Logistics Network Ocean Containers: 785,600 Headquarters: Hong Kong	21 LF Logistics Ocean Containers: 540,000 Headquarters: Hong Kong	30 Worldwide Logistics Group Ocean Containers: 300,000 Headquarters: China	41 De Well Group Ocean Containers: 150,000 Headquarters: United States
2 DHL Supply Chain Ocean Containers: 2,945,000 Headquarters: Germany	12 Damco International Ocean Containers: 744,000 Headquarters: The Netherlands	22 Agility Logistics Ocean Containers: 513,500 Headquarters: Switzerland	32 Mainfreight Ltd. Ocean Containers: 251,685 Headquarters: New Zealand	41 Long Sail International Logistics Co. Ocean Containers: 150,000 Headquarters: China
3 Sinotrans Ltd. Ocean Containers: 2,790,400 Headquarters: China	13 Geodis Ocean Containers: 677,465 Headquarters: France	23 UTI Worldwide Ocean Containers: 512,550 Headquarters: British Virgin Islands	33 Zhejiang Jiulong International Logistics Co. Ocean Containers: 250,000 Headquarters: China	41 MIQ Logistics Ocean Containers: 150,000 Headquarters: United States
4 DB Schenker USA Ocean Containers: 1,891,000 Headquarters: Germany	14 Ceva Logistics Ocean Containers: 642,370 Headquarters: The Netherlands	24 China Resources Logistics (Group) Ltd. Ocean Containers: 500,000 Headquarters: Hong Kong	34 Sankyu Inc. Ocean Containers: 247,117 Headquarters: Japan	44 NNR Global Logistics Ocean Containers: 140,150 Headquarters: Japan
5 Panalpina Inc. Ocean Containers: 1,593,900 Headquarters: Switzerland	15 UPS Supply Chain Solutions Ocean Containers: 615,000 Headquarters: United States	24 Mallory Alexander International Logistics Ocean Containers: 500,000 Headquarters: United States	35 BDP International Ocean Containers: 212,000 Headquarters: United States	45 Integrated Logistics Berhad Ocean Containers: 140,000 Headquarters: Malaysia
6 Expeditors International of Washington Ocean Containers: 1,043,880 Headquarters: United States	16 Logwin Logistics Ocean Containers: 590,000 Headquarters: Germany	26 C.H. Robinson Worldwide Ocean Containers: 485,000 Headquarters: United States	36 Hercules Logistics Pvt. Ltd. Ocean Containers: 210,000 Headquarters: India	46 Asia Shipping Transportes Internacionais Ocean Containers: 138,800 Headquarters: Brazil
7 Hellmann Worldwide Logistics Ocean Containers: 888,284 Headquarters: Germany	17 Orient Overseas Container Line Ltd. Ocean Containers: 580,000 Headquarters: Hong Kong	27 Kintetsu World Express Ocean Containers: 396,000 Headquarters: Japan	37 Cargo Services Far East Ltd. Ocean Containers: 200,000 Headquarters: Hong Kong	47 XPO Logistics Inc. Ocean Containers: 132,000 Headquarters: United States
8 DSV Air & Sea Ltd. Ocean Containers: 855,319 Headquarters: Denmark	18 Dachser SE Ocean Containers: 568,500 Headquarters: Germany	28 Hitachi Transport System Ocean Containers: 330,000 Headquarters: Japan	38 Dimerco Express Group Ocean Containers: 175,000 Headquarters: Taiwan	48 APL Logistics Ocean Containers: 130,000 Headquarters: Singapore
9 Nippon Express Co. Ocean Containers: 855,002 Headquarters: Japan	19 Yusen Logistics Ocean Containers: 547,000 Headquarters: Japan	29 CJ Korea Express Corp. Ocean Containers: 312,000 Headquarters: South Korea	39 CWT Ltd. Ocean Containers: 170,000 Headquarters: Singapore	48 Honour Lane Shipping Ocean Containers: 130,000 Headquarters: Hong Kong
10 Bollore Logistics Ocean Containers: 835,000 Headquarters: France	20 Toll Global Forwarding Ocean Containers: 542,000 Headquarters: Australia	30 Chinatrans International Logistics Ocean Containers: 300,000 Headquarters: China	40 Topocean Group Inc. Ocean Containers: 156,000 Headquarters: United States	50 Jiangsu Uniwill Logistics Co. Ocean Containers: 120,000 Headquarters: China

Sources: Armstrong & Associates Inc. and company reports.

NA = Not Applicable or Not Available

TRANSPORT TOPICS' Top 50 Logistics Companies is sponsored online by



In cooperation with: ARMSTRONG & ASSOCIATES, INC.

Top Airfreight Forwarders (metric tons)

1 DHL Supply Chain Airfreight: 2,085,000 Headquarters: Germany	12 Ceva Logistics Airfreight: 451,000 Headquarters: The Netherlands	23 Dimerco Express Group Airfreight: 202,000 Headquarters: Taiwan	33 XPO Logistics Inc. Airfreight: 72,612 Headquarters: United States	42 MIQ Logistics Airfreight: 30,000 Headquarters: United States
2 Kuehne + Nagel Inc. Airfreight: 1,250,000 Headquarters: Switzerland	13 Agility Logistics Airfreight: 372,700 Headquarters: Switzerland	24 Hitachi Transport System Airfreight: 190,000 Headquarters: Japan	34 Girag Air Cargo Airfreight: 70,200 Headquarters: Colombia	42 Air-City Co. Airfreight: 30,000 Headquarters: Hong Kong
3 DB Schenker USA Airfreight: 1,092,000 Headquarters: Germany	14 UTi Worldwide Airfreight: 353,300 Headquarters: British Virgin Islands	25 Apex Logistics International Airfreight: 187,000 Headquarters: United States	35 American Global Logistics Airfreight: 50,000 Headquarters: United States	45 TransGroup Worldwide Logistics Airfreight: 22,140 Headquarters: United States
4 UPS Supply Chain Solutions Airfreight: 935,300 Headquarters: United States	15 Yusen Logistics (Americas) Inc. Airfreight: 344,000 Headquarters: Japan	26 Damco International Airfreight: 180,000 Headquarters: The Netherlands	35 BEL International Logistics Ltd. Airfreight: 50,000 Headquarters: China	46 Zephyr Logistics Airfreight: 20,000 Headquarters: China
5 Expeditors International of Washington Airfreight: 872,480 Headquarters: United States	16 DSV Air & Sea Ltd. Airfreight: 311,193 Headquarters: Denmark	27 Logwin Logistics Airfreight: 152,000 Headquarters: Germany	37 OIA Global Airfreight: 43,668 Headquarters: United States	46 Worldwide Logistics Group Airfreight: 20,000 Headquarters: China
6 Panalpina Inc. Airfreight: 836,200 Headquarters: Switzerland	17 Geodis Airfreight: 299,032 Headquarters: France	28 C.H. Robinson Worldwide Airfreight: 115,000 Headquarters: United States	38 Scanwell Logistics Airfreight: 40,000 Headquarters: United States	48 Sankyu Inc. Airfreight: 19,781 Headquarters: Japan
7 Nippon Express Co. Airfreight: 711,354 Headquarters: Japan	18 Kerry Logistics Network Airfreight: 282,200 Headquarters: Hong Kong	29 Toll Global Forwarding Airfreight: 114,000 Headquarters: Australia	38 Shanghai Hengrong International Transportation Airfreight: 40,000 Headquarters: China	49 AIT Worldwide Logistics Airfreight: 18,779 Headquarters: United States
8 Hellmann Worldwide Logistics Airfreight: 561,240 Headquarters: Germany	19 Dachser SE Airfreight: 275,300 Headquarters: Germany	30 Beijing Harmony Shipping & Forwarding Agent Co. Airfreight: 100,000 Headquarters: China	40 CJ Korea Express Corp. Airfreight: 39,100 Headquarters: South Korea	50 ITG GmbH Internationale Spedition + Logistik Airfreight: 18,100 Headquarters: Germany
9 Bollore Logistics Airfreight: 555,000 Headquarters: France	20 NNR Global Logistics Airfreight: 264,068 Headquarters: Japan	31 BDP International Airfreight: 87,000 Headquarters: United States	41 Cargo Services Far East Ltd. Airfreight: 31,000 Headquarters: Hong Kong	51 BSSY Logistics Airfreight: 15,000 Headquarters: China
10 Sinotrans Ltd. Airfreight: 536,200 Headquarters: Hong Kong	21 Pilot Freight Services Airfreight: 220,000 Headquarters: United States	32 Mainfreight Ltd. Airfreight: 86,547 Headquarters: New Zealand	42 Mallory Alexander International Logistics Airfreight: 30,000 Headquarters: United States	52 Roadrunner Transportation Systems Airfreight: 9,667 Headquarters: United States
11 Kintetsu World Express Airfreight: 478,000 Headquarters: Japan	22 Crane Worldwide Logistics Airfreight: 213,000 Headquarters: United States			

Sources: Armstrong & Associates Inc. and company reports.

Editor's note: List was updated April 21, 2016, to include Ceva Logistics at No. 12. Data originally published in the April 4 edition of Transport Topics was incorrect.

NA = Not Applicable or Not Available

TRANSPORT TOPICS' **Top 50 Logistics Companies** is sponsored online by



In cooperation with: ARMSTRONG & ASSOCIATES, INC.